



Real GDP: 2021 3.7%

NCPI Y-o-Y Change: April 33.8%

CCPI Y-o-Y Change: May 39.1%

Exchange Rates

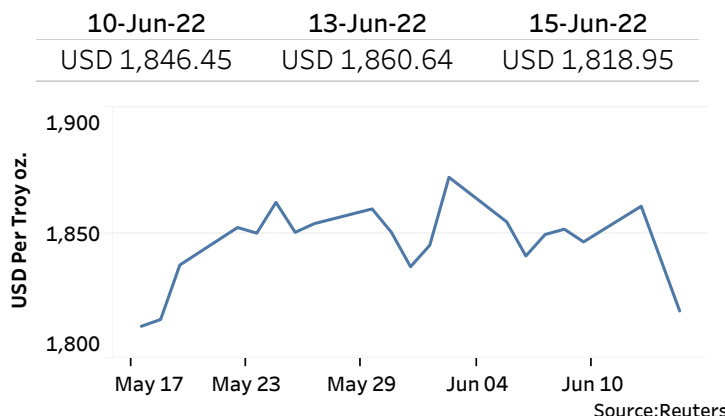
15-Jun-22	TT Buying	TT Selling
Rs. Per Unit		
USD	355.7074	366.5065
GBP	425.3530	442.6281
EUR	369.2455	384.3622
JPY	2.6143	2.7255

Middle Rate of the USD/LKR Spot Exchange Rate



Source: Central Bank of Sri Lanka

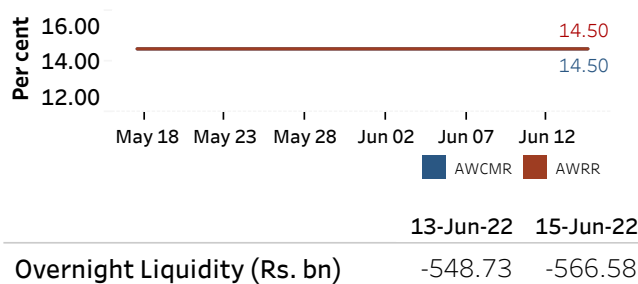
Gold Price



Money Market

Policy Rates: SDF Rate: 13.50% SLF Rate: 14.50% Bank Rate: 17.50% SRR: 4.00%

Overnight Money Market Rates



Yield Rates of T-Bills

	Primary Market	Secondary Market
	10-Jun-22	13-Jun-22
91 Day	21.91	21.51
182 Day	22.89	22.78
364 Day	23.13	22.86

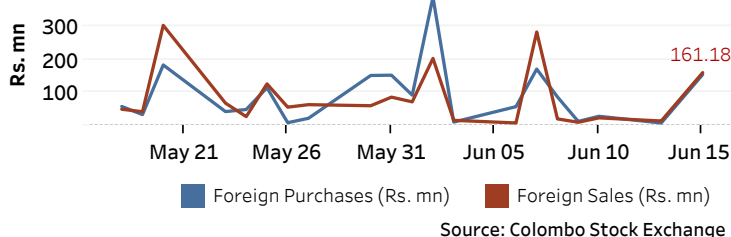
Source: Central Bank of Sri Lanka

Share Market

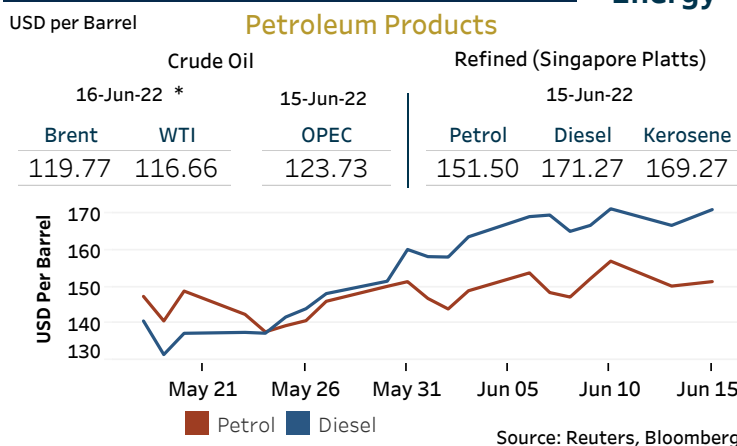
	15-Jun-22
ASPI	7,772.08
S&P SL20	2,485.21
Daily Turnover	Rs. 1,120.66 mn

Market Capitalisation	PE Ratio
Rs. 3,378.68 bn	5.0

Foreign Purchases and Sales



Energy



Electricity Generation

	15-Jun-22
Total Energy (GWh)	40.93
Peak Demand (MW)	1,967.10

