



Real GDP: 2021 3.7%

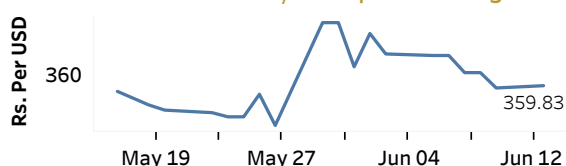
NCPI Y-o-Y Change: April 33.8%

CCPI Y-o-Y Change: May 39.1%

Exchange Rates

13-Jun-22	TT Buying	TT Selling
Rs. Per Unit		
USD	355.7263	366.5254
GBP	434.0780	451.9774
EUR	371.1082	386.1883
JPY	2.6195	2.7313

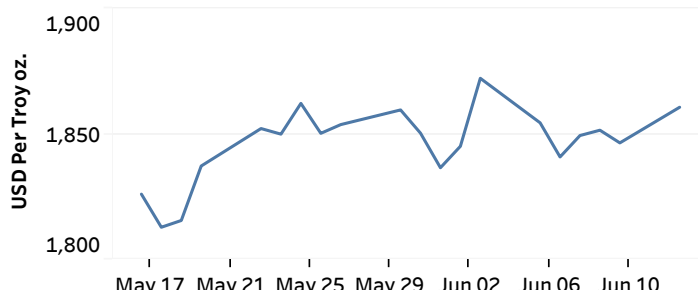
Middle Rate of the USD/LKR Spot Exchange Rate



Source: Central Bank of Sri Lanka

Gold Price

09-Jun-22	10-Jun-22	13-Jun-22
USD 1,851.49	USD 1,846.45	USD 1,860.64




Source: Reuters

Money Market

Policy Rates: SDF Rate: 13.50% SLF Rate: 14.50% Bank Rate: 17.50% SRR: 4.00%

Overnight Money Market Rates



10-Jun-22 13-Jun-22

Overnight Liquidity (Rs. bn) -551.34 -548.73

Yield Rates of T-Bills

	Primary Market	Secondary Market
	10-Jun-22	10-Jun-22
91 Day	21.91	21.51
182 Day	22.89	22.78
364 Day	23.13	22.86

Source: Central Bank of Sri Lanka

Share Market

	13-Jun-22
ASPI	7,888.69
S&P SL20	2,545.75

Daily Turnover

Rs. 777.10 mn

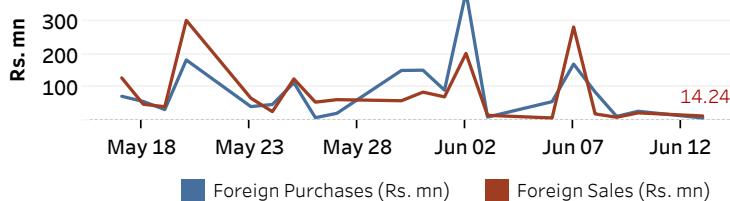
Market Capitalisation

Rs. 3,435.53 bn

PE Ratio

5.1

Foreign Purchases and Sales



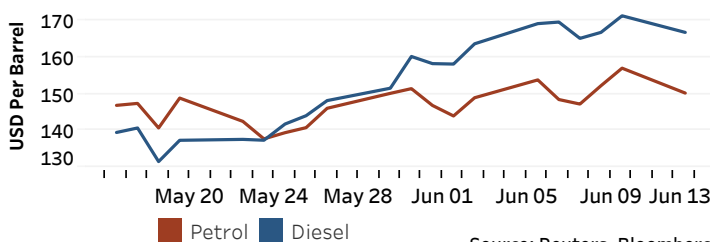
Source: Colombo Stock Exchange

Energy

USD per Barrel

Petroleum Products

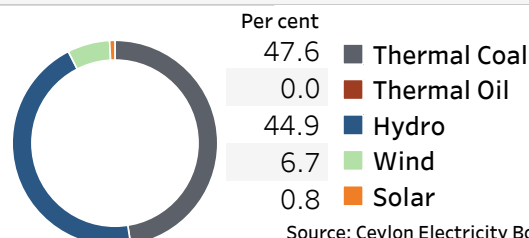
Crude Oil			Refined (Singapore Platts)		
15-Jun-22 *	13-Jun-22	13-Jun-22	13-Jun-22		
Brent	WTI	OPEC	Petrol	Diesel	Kerosene
121.68	119.41	120.66	150.27	166.93	164.50



Source: Reuters, Bloomberg

Electricity Generation

	13-Jun-22
Total Energy (GWh)	39.25
Peak Demand (MW)	2,017.20



Source: Ceylon Electricity Board