



Real GDP: 2021 3.7%

NCPI Y-o-Y Change: April 33.8%

CCPI Y-o-Y Change: May 39.1%

Exchange Rates

10-Jun-22	TT Buying	TT Selling
Rs. Per Unit		
USD	355.6074	366.5287
GBP	441.6850	459.7437
EUR	375.6865	391.6964
JPY	2.6338	2.7471

Middle Rate of the USD/LKR Spot Exchange Rate



Source: Central Bank of Sri Lanka

Gold Price

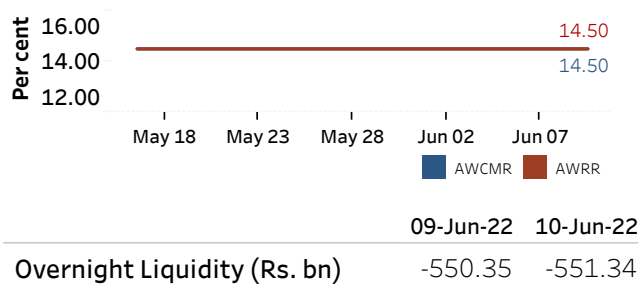


Source: Reuters

Money Market

Policy Rates: SDF Rate: 13.50% SLF Rate: 14.50% Bank Rate: 17.50% SRR: 4.00%

Overnight Money Market Rates



09-Jun-22 10-Jun-22

Overnight Liquidity (Rs. bn) -550.35 -551.34

Yield Rates of T-Bills

	Primary Market	Secondary Market
	03-Jun-22	09-Jun-22
91 Day	22.75	21.96
182 Day	23.60	22.78
364 Day	23.75	23.16

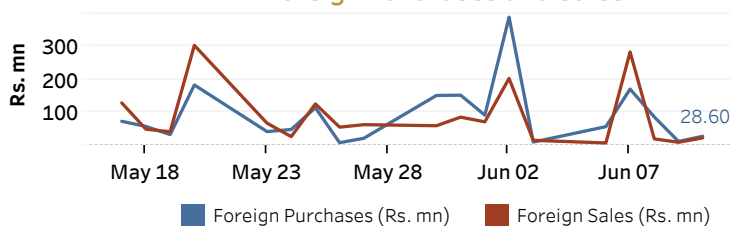
Source: Central Bank of Sri Lanka

Share Market

10-Jun-22		
ASPI	▲	7,898.79
S&P SL20	▼	2,560.57
Daily Turnover		
Rs. 1,326.23 mn		

Market Capitalisation	PE Ratio
Rs. 3,461.50 bn	5.2

Foreign Purchases and Sales

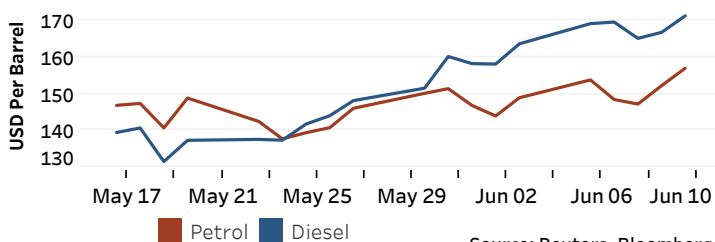


Source: Colombo Stock Exchange

Energy

Petroleum Products

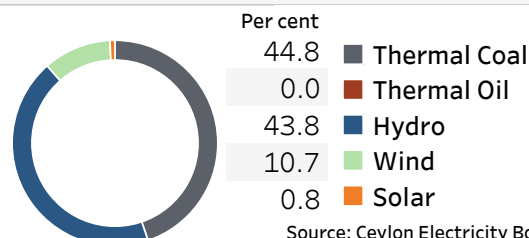
Crude Oil			Refined (Singapore Platts)		
13-Jun-22 *	09-Jun-22	10-Jun-22	Petrol	Diesel	Kerosene
Brent	WTI	OPEC	157.11	171.49	169.61
119.69	118.36	123.21			



Source: Reuters, Bloomberg

Electricity Generation

	10-Jun-22
Total Energy (GWh)	41.47
Peak Demand (MW)	2,000.50



Source: Ceylon Electricity Board