



Real GDP: 2021 3.7%

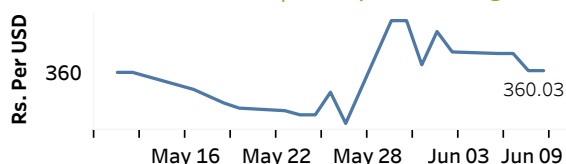
NCPI Y-o-Y Change: April 33.8%

CCPI Y-o-Y Change: May 39.1%

### Exchange Rates

09-Jun-22	TT Buying	TT Selling
Rs. Per Unit		
USD	355.8183	366.7956
GBP	443.4161	461.3001
EUR	379.5105	394.7449
JPY	2.6326	2.7447

### Middle Rate of the USD/LKR Spot Exchange Rate



Source: Central Bank of Sri Lanka

### Gold Price

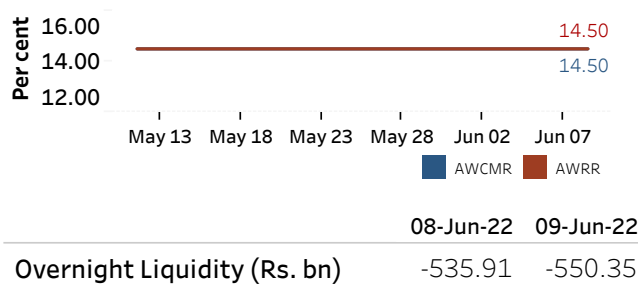


Source: Reuters

### Money Market

Policy Rates: SDF Rate: 13.50% SLF Rate: 14.50% Bank Rate: 17.50% SRR: 4.00%

### Overnight Money Market Rates



08-Jun-22 09-Jun-22

Overnight Liquidity (Rs. bn) -535.91 -550.35

### Yield Rates of T-Bills

	Primary Market	Secondary Market
	03-Jun-22	08-Jun-22
91 Day	22.75	21.96
182 Day	23.60	22.78
364 Day	23.75	23.05

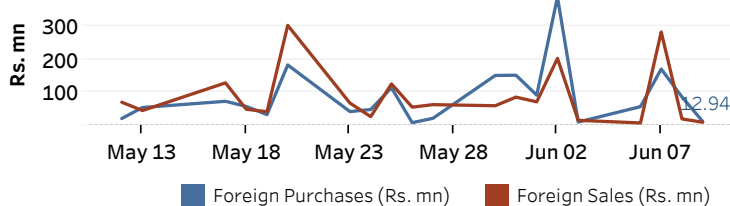
Source: Central Bank of Sri Lanka

### Share Market

09-Jun-22	
ASPI	7,881.13
S&P SL20	2,567.74
Daily Turnover	
Rs.917.28 mn	

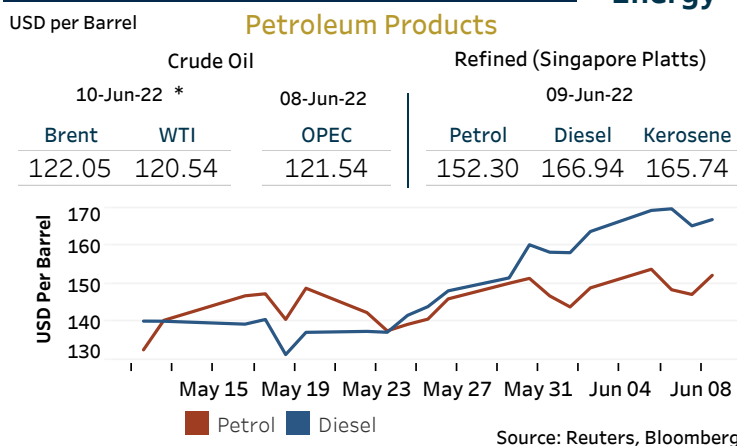
Market Capitalisation	PE Ratio
Rs. 3,457.99 bn	5.9

### Foreign Purchases and Sales



Source: Colombo Stock Exchange

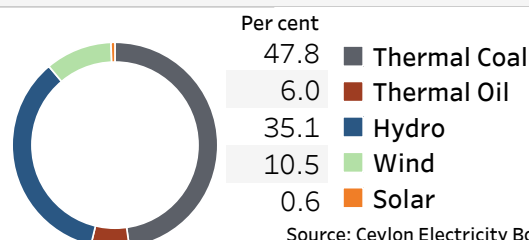
### Energy



Source: Reuters, Bloomberg

### Electricity Generation

09-Jun-22	
Total Energy (GWh)	40.86
Peak Demand (MW)	2,002.70



Source: Ceylon Electricity Board