



Real GDP: 2021 3.7%

NCPI Y-o-Y Change: April 33.8%

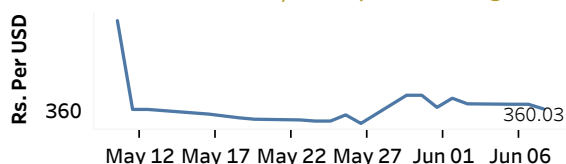
CCPI Y-o-Y Change: May

39.1%

Exchange Rates

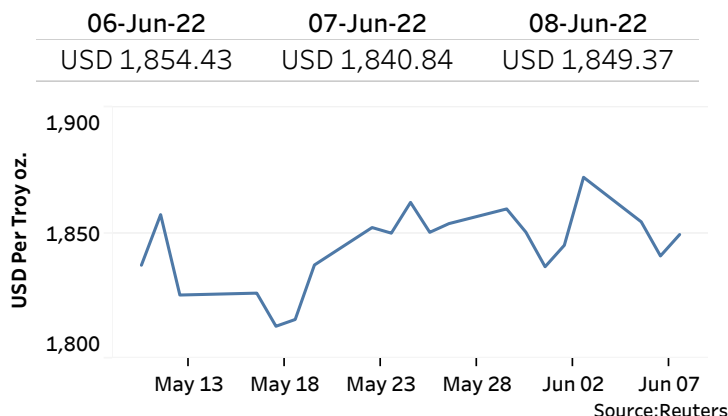
08-Jun-22	TT Buying	TT Selling
Rs. Per Unit		
USD	355.6855	366.5762
GBP	444.9832	462.7973
EUR	378.4127	393.5254
JPY	2.6576	2.7700

Middle Rate of the USD/LKR Spot Exchange Rate



Source: Central Bank of Sri Lanka

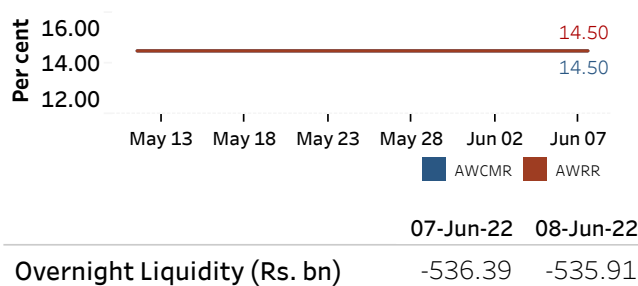
Gold Price



Money Market

Policy Rates: SDF Rate: 13.50% SLF Rate: 14.50% Bank Rate: 17.50% SRR: 4.00%

Overnight Money Market Rates



Yield Rates of T-Bills

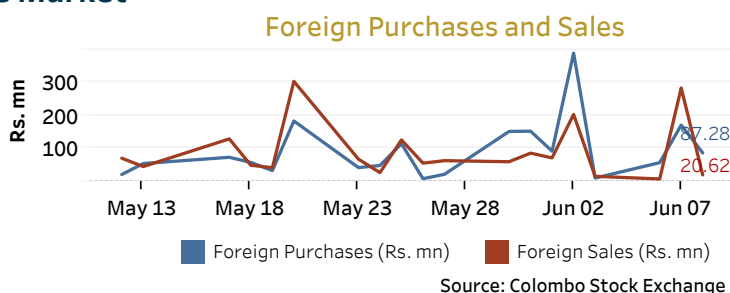
	Primary Market 03-Jun-22	Secondary Market 07-Jun-22
91 Day	22.75	21.88
182 Day	23.60	22.78
364 Day	23.75	22.83

Source: Central Bank of Sri Lanka

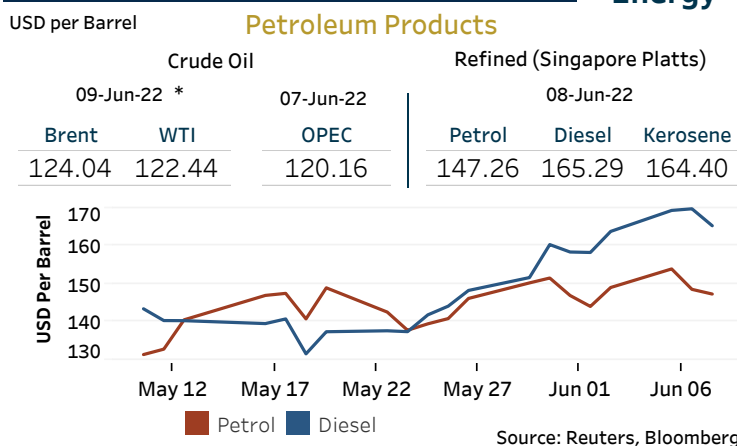
Share Market

08-Jun-22		
ASPI	▲	7,772.69
S&P SL20	▲	2,529.09
Daily Turnover		
Rs. 1,022.97 mn		

Market Capitalisation	PE Ratio
Rs. 3,412.91 bn	5.8



Energy



Electricity Generation

	07-Jun-22
Total Energy (GWh)	41.85
Peak Demand (MW)	1,986.10

