



Real GDP: 2021 3.7%

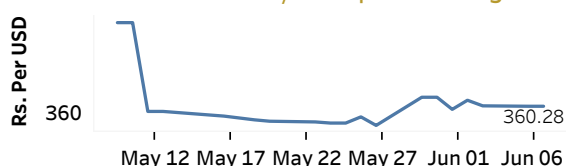
NCPI Y-o-Y Change: April 33.8%

CCPI Y-o-Y Change: May 39.1%

### Exchange Rates

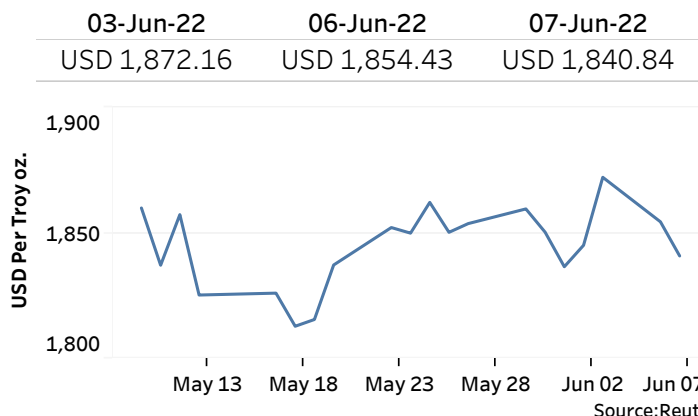
07-Jun-22	TT Buying	TT Selling
Rs. Per Unit		
USD	356.0968	366.2398
GBP	443.1787	459.8237
EUR	378.5390	392.8471
JPY	2.6729	2.7760

### Middle Rate of the USD/LKR Spot Exchange Rate



Source: Central Bank of Sri Lanka

### Gold Price

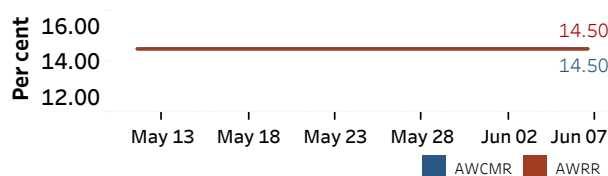


Source: Reuters

### Money Market

Policy Rates: SDF Rate: 13.50% SLF Rate: 14.50% Bank Rate: 17.50% SRR: 4.00%

### Overnight Money Market Rates



### Yield Rates of T-Bills

	Primary Market	Secondary Market
	03-Jun-22	06-Jun-22
91 Day	22.75	21.88
182 Day	23.60	23.79
364 Day	23.75	22.88

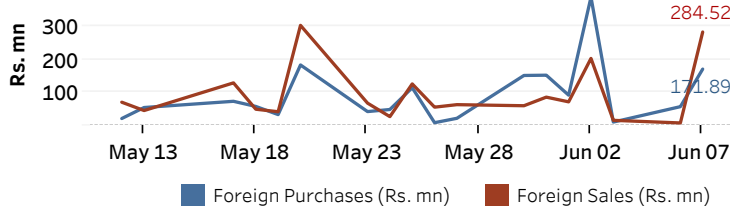
Source: Central Bank of Sri Lanka

	06-Jun-22	07-Jun-22
Overnight Liquidity (Rs. bn)	-564.58	-536.39

### Share Market

	07-Jun-22
ASPI	7,631.13
S&P SL20	2,454.48
Daily Turnover	Rs. 1,904.51 mn

### Foreign Purchases and Sales



Source: Colombo Stock Exchange

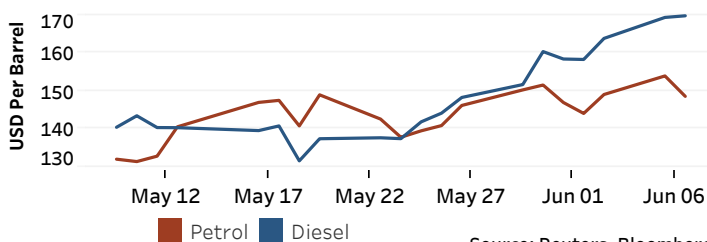
Market Capitalisation	PE Ratio
Rs. 3,322.46 bn	5.7

### Energy

USD per Barrel

### Petroleum Products

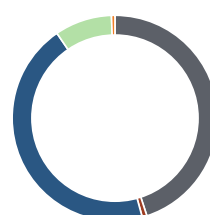
Crude Oil			Refined (Singapore Platts)		
08-Jun-22 *	06-Jun-22	07-Jun-22	Petrol	Diesel	Kerosene
Brent	WTI	OPEC	148.50	169.77	167.35
120.84	119.68	119.85			



Source: Reuters, Bloomberg

### Electricity Generation

	07-Jun-22
Total Energy (GWh)	41.85
Peak Demand (MW)	1,986.10



Per cent	
45.0	Thermal Coal
0.7	Thermal Oil
44.7	Hydro
9.0	Wind
0.5	Solar

Source: Ceylon Electricity Board