



Real GDP: 2021 3.7%

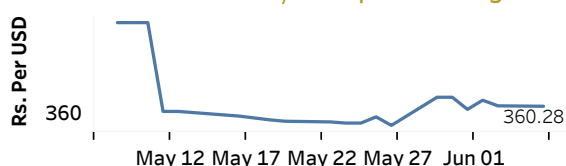
NCPI Y-o-Y Change: April 33.8%

CCPI Y-o-Y Change: May 39.1%

### Exchange Rates

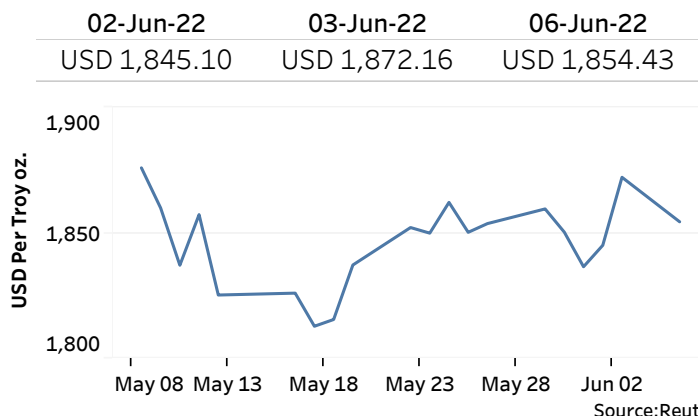
06-Jun-22	TT Buying	TT Selling
Rs. Per Unit		
USD	355.2941	365.2660
GBP	442.1603	457.6221
EUR	381.8524	392.6888
JPY	2.7085	2.8162

### Middle Rate of the USD/LKR Spot Exchange Rate



Source: Central Bank of Sri Lanka

### Gold Price

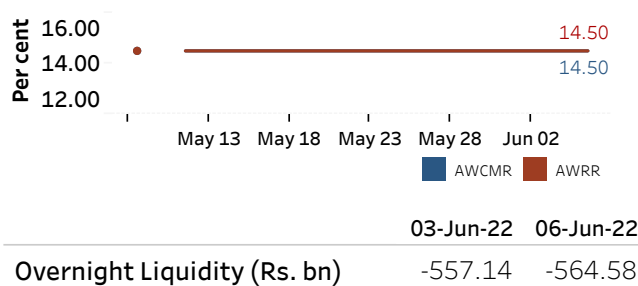


Source: Reuters

### Money Market

Policy Rates: SDF Rate: 13.50% SLF Rate: 14.50% Bank Rate: 17.50% SRR: 4.00%

### Overnight Money Market Rates



### Yield Rates of T-Bills

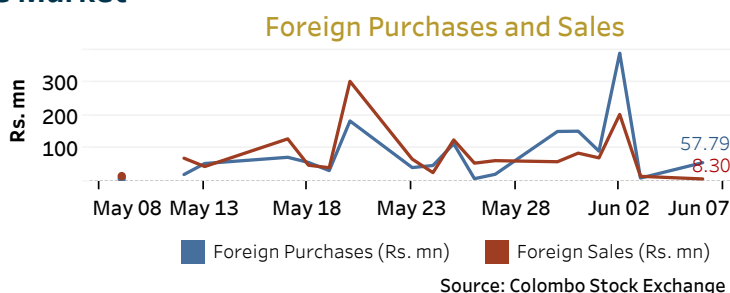
	Primary Market	Secondary Market
	03-Jun-22	03-Jun-22
91 Day	22.75	22.35
182 Day	23.60	23.79
364 Day	23.75	23.55

Source: Central Bank of Sri Lanka

### Share Market

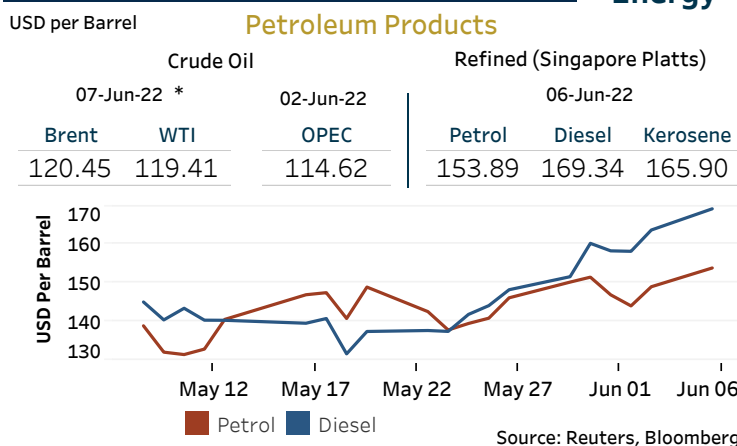
06-Jun-22		
ASPI	▼	7,803.61
S&P SL20	▼	2,539.06
Daily Turnover		
Rs. 1,461.07 mn		

Market Capitalisation	PE Ratio
Rs. 3,425.93 bn	5.9



Source: Colombo Stock Exchange

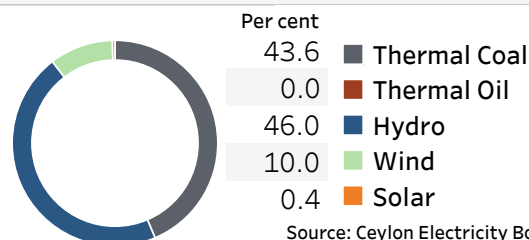
### Energy



Source: Reuters, Bloomberg

### Electricity Generation

06-Jun-22	
Total Energy (GWh)	41.25
Peak Demand (MW)	2,006.60



Source: Ceylon Electricity Board