



Real GDP: 2021 3.7%

NCPI Y-o-Y Change: April 33.8%

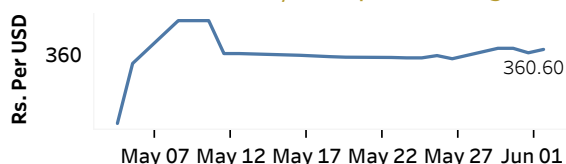
CCPI Y-o-Y Change: May

39.1%

Exchange Rates

02-Jun-22	TT Buying	TT Selling
Rs. Per Unit		
USD	355.6119	365.5882
GBP	441.9400	457.3980
EUR	379.5663	390.3626
JPY	2.7210	2.8290

Middle Rate of the USD/LKR Spot Exchange Rate



Source: Central Bank of Sri Lanka

Gold Price

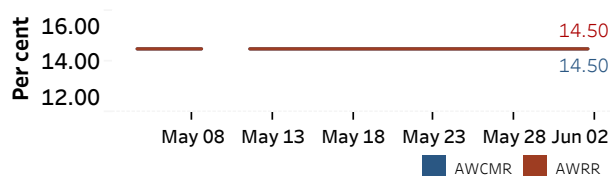


Source: Reuters

Money Market

Policy Rates: SDF Rate: 13.50% SLF Rate: 14.50% Bank Rate: 17.50% SRR: 4.00%

Overnight Money Market Rates



01-Jun-22 02-Jun-22

Overnight Liquidity (Rs. bn) -535.47 -541.90

Yield Rates of T-Bills

	Primary Market	Secondary Market
	27-May-22	01-Jun-22
91 Day	23.65	23.36
182 Day	24.22	23.79
364 Day	24.30	23.69

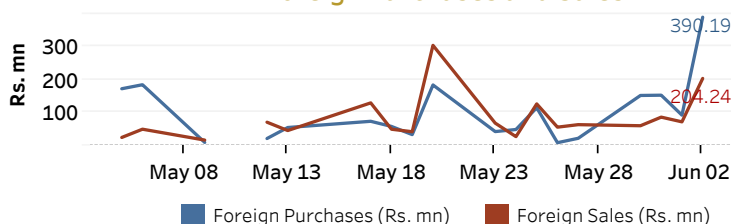
Source: Central Bank of Sri Lanka

Share Market

02-Jun-22		
ASPI	▲	8,099.51
S&P SL20	▲	2,671.72
Daily Turnover		
Rs. 1,440.78 mn		

Market Capitalisation	PE Ratio
Rs. 3,603.14 bn	6.1

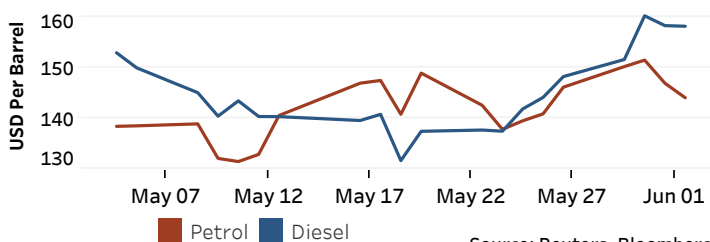
Foreign Purchases and Sales



Source: Colombo Stock Exchange

Energy

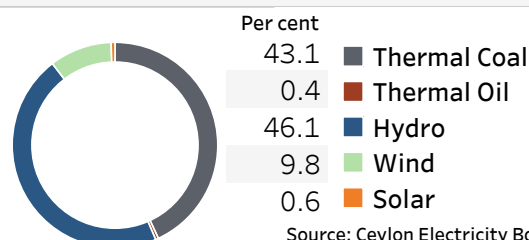
Crude Oil			Refined (Singapore Platts)		
03-Jun-22 *		01-Jun-22	02-Jun-22		
Brent	WTI	OPEC	Petrol	Diesel	Kerosene
117.53	116.63	117.07	143.99	158.24	154.05



Source: Reuters, Bloomberg

Electricity Generation

02-Jun-22	
Total Energy (GWh)	40.15
Peak Demand (MW)	2,005.30



Source: Ceylon Electricity Board