



Real GDP: 2021 3.7%

NCPI Y-o-Y Change: April 33.8%

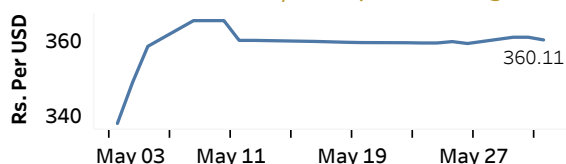
CCPI Y-o-Y Change: May

39.1%

Exchange Rates

01-Jun-22	TT Buying	TT Selling
Rs. Per Unit		
USD	355.1253	365.0948
GBP	445.6048	461.1196
EUR	381.4224	392.2505
JPY	2.7407	2.8490

Middle Rate of the USD/LKR Spot Exchange Rate



Source: Central Bank of Sri Lanka

Gold Price

30-May-22	31-May-22	01-Jun-22
USD 1,859.57	USD 1,850.32	USD 1,836.55

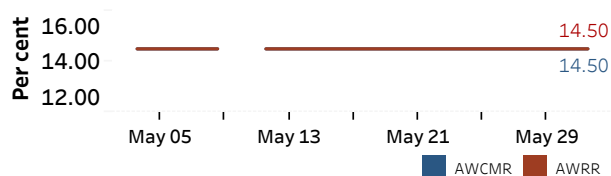


Source: Reuters

Money Market

Policy Rates: SDF Rate: 13.50% SLF Rate: 14.50% Bank Rate: 17.50% SRR: 4.00%

Overnight Money Market Rates



31-May-22 01-Jun-22

Overnight Liquidity (Rs. bn) -480.59 -535.47

Yield Rates of T-Bills

	Primary Market	Secondary Market
	27-May-22	31-May-22
91 Day	23.65	23.36
182 Day	24.22	23.79
364 Day	24.30	23.69

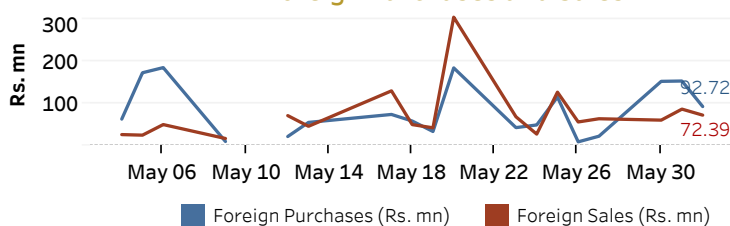
Source: Central Bank of Sri Lanka

Share Market

	01-Jun-22
ASPI	8,064.69
S&P SL20	2,655.38
Daily Turnover	Rs. 1,214.80 mn

Market Capitalisation	PE Ratio
Rs. 3,587.48 bn	6.1

Foreign Purchases and Sales

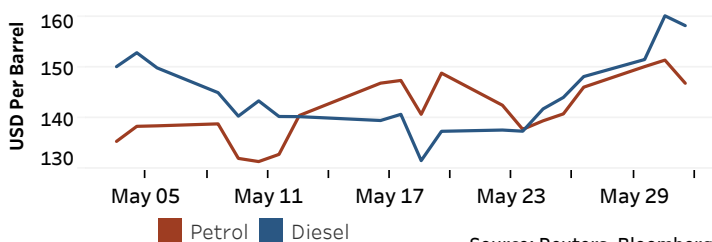


Source: Colombo Stock Exchange

Energy

Petroleum Products

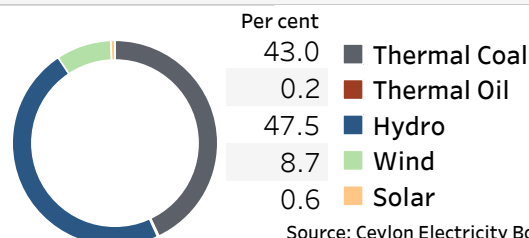
Crude Oil			Refined (Singapore Platts)		
02-Jun-22 *	31-May-22	01-Jun-22	02-Jun-22 *	31-May-22	01-Jun-22
Brent	WTI	OPEC	Petrol	Diesel	Kerosene
113.80	112.53	122.94	146.88	158.36	154.76



Source: Reuters, Bloomberg

Electricity Generation

	01-Jun-22
Total Energy (GWh)	40.58
Peak Demand (MW)	2,320.30



Source: Ceylon Electricity Board