



Real GDP: 2021 3.7%

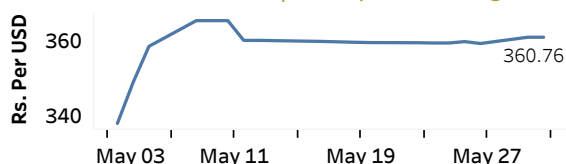
NCPI Y-o-Y Change: April 33.8%

CCPI Y-o-Y Change: May 39.1%

### Exchange Rates

31-May-22	TT Buying	TT Selling
Rs. Per Unit		
USD	355.7708	365.7493
GBP	446.8803	462.4181
EUR	383.2022	394.0627
JPY	2.7653	2.8740

### Middle Rate of the USD/LKR Spot Exchange Rate



Source: Central Bank of Sri Lanka

### Gold Price

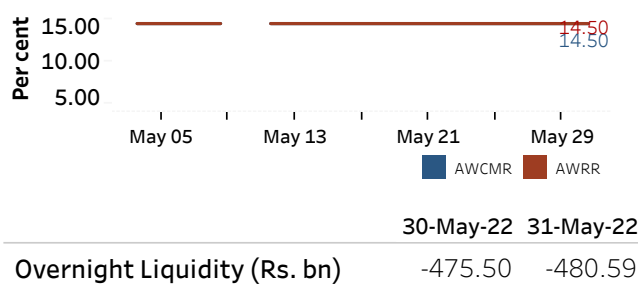


Source: Reuters

### Money Market

Policy Rates: SDF Rate: 13.50% SLF Rate: 14.50% Bank Rate: 17.50% SRR: 4.00%

### Overnight Money Market Rates



### Yield Rates of T-Bills

	Primary Market	Secondary Market
	27-May-22	30-May-22
91 Day	23.65	23.36
182 Day	24.22	23.79
364 Day	24.30	23.75

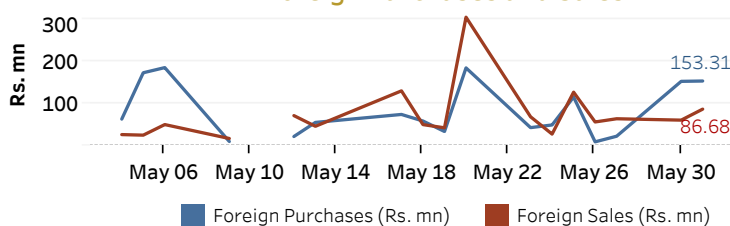
Source: Central Bank of Sri Lanka

### Share Market

	31-May-22
ASPI	8,108.09
S&P SL20	2,679.33
Daily Turnover	Rs. 1,622.58 mn

Market Capitalisation	PE Ratio
Rs. 3,611.19 bn	6.3

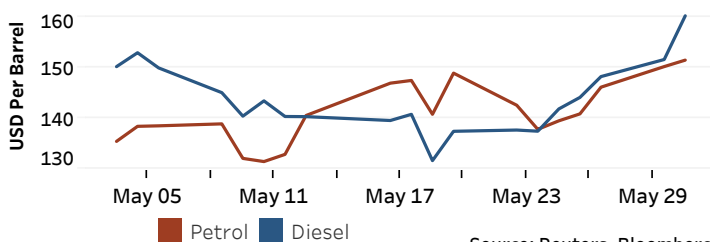
### Foreign Purchases and Sales



Source: Colombo Stock Exchange

### Energy

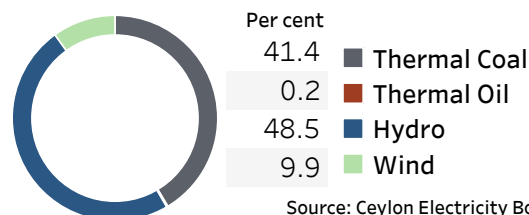
Crude Oil			Refined (Singapore Platts)		
01-Jun-22 *	30-May-22	31-May-22	Petrol	Diesel	Kerosene
Brent	WTI	OPEC	151.49	160.32	157.17
122.84	115.45	120.01			



Source: Reuters, Bloomberg

### Electricity Generation

	31-May-22
Total Energy (GWh)	42.31
Peak Demand (MW)	2,273.80



Source: Ceylon Electricity Board