



Real GDP: 2021 3.7%

NCPI Y-o-Y Change: April 33.8%

CCPI Y-o-Y Change: April 29.8%

Exchange Rates

30-May-22

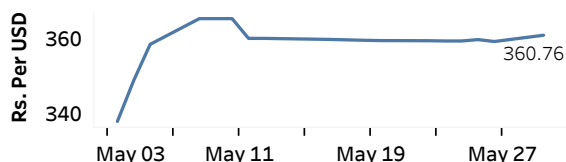
Rs. Per Unit

TT Buying

TT Selling

USD	355.7708	365.7493
GBP	448.2131	463.7671
EUR	383.1308	393.9898
JPY	2.7906	2.8997

Middle Rate of the USD/LKR Spot Exchange Rate



Source: Central Bank of Sri Lanka

Gold Price

26-May-22

27-May-22

30-May-22

USD 1,850.25	USD 1,853.73	USD 1,859.57
--------------	--------------	--------------

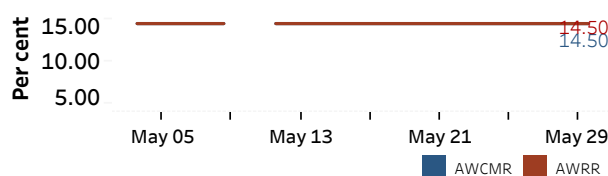


Source: Reuters

Money Market

Policy Rates: SDF Rate: 13.50% SLF Rate: 14.50% Bank Rate: 17.50% SRR: 4.00%

Overnight Money Market Rates



27-May-22 30-May-22

Overnight Liquidity (Rs. bn)	-588.62	-475.50
------------------------------	---------	---------

Yield Rates of T-Bills

Primary Market Secondary Market

27-May-22 27-May-22

91 Day	23.65	23.36
182 Day	24.22	23.79
364 Day	24.30	23.75

Source: Central Bank of Sri Lanka

Share Market

30-May-22

ASPI ▼ 8,231.33

S&P SL20 ▼ 2,719.08

Daily Turnover

Rs. 1,394.60 mn

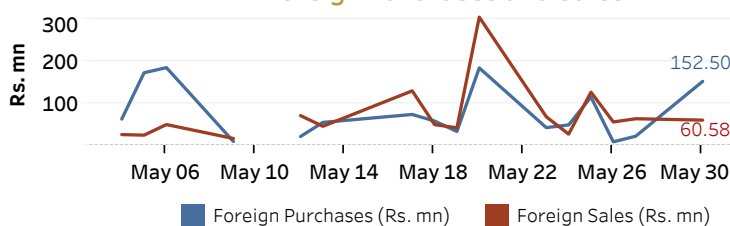
Market Capitalisation

Rs. 3,683.23 bn

PE Ratio

6.4

Foreign Purchases and Sales



Source: Colombo Stock Exchange

Energy

USD per Barrel

Petroleum Products

Crude Oil

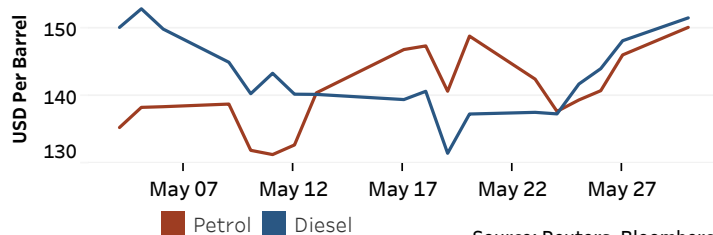
Refined (Singapore Platts)

31-May-22 *

27-May-22

30-May-22

Crude Oil		Refined (Singapore Platts)			
Brent	WTI	OPEC	Petrol	Diesel	Kerosene
122.43	117.59	118.84	150.20	151.61	149.21



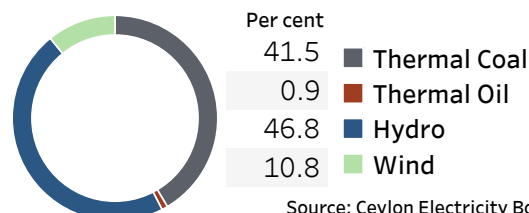
Source: Reuters, Bloomberg

Electricity Generation

30-May-22

Total Energy (GWh) 41.03

Peak Demand (MW) 2,398.70



Source: Ceylon Electricity Board