



Real GDP: 2021 3.7%

NCPI Y-o-Y Change: April 33.8%

CCPI Y-o-Y Change: April

29.8%

Exchange Rates

27-May-22		
Rs. Per Unit	TT Buying	TT Selling
USD	354.2712	364.2289
GBP	446.6398	462.1696
EUR	381.9062	392.7431
JPY	2.7847	2.8937

Middle Rate of the USD/LKR Spot Exchange Rate



Source: Central Bank of Sri Lanka

Gold Price

25-May-22	26-May-22	27-May-22
USD 1,862.16	USD 1,850.25	USD 1,853.73




Source: Reuters

Money Market

Policy Rates: SDF Rate: 13.50% SLF Rate: 14.50% Bank Rate: 17.50% SRR: 4.00%

Overnight Money Market Rates



26-May-22 27-May-22

Overnight Liquidity (Rs. bn) -524.70 -588.62

Yield Rates of T-Bills

	Primary Market	Secondary Market
	20-May-22	26-May-22
91 Day	24.07	23.40
182 Day	24.69	22.86
364 Day	24.50	24.33

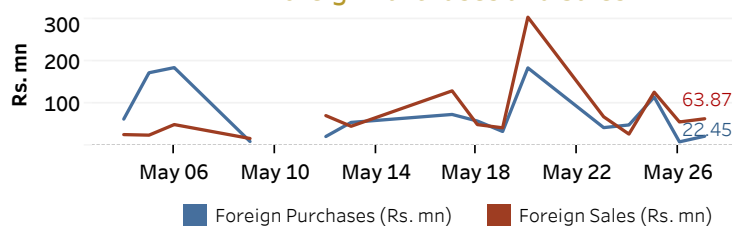
Source: Central Bank of Sri Lanka

Share Market

27-May-22		
ASPI	▼	8,315.55
S&P SL20	▼	2,733.04
Daily Turnover		
Rs. 1,567.28 mn		

Market Capitalisation	PE Ratio
Rs. 3,710.40 bn	7.3

Foreign Purchases and Sales



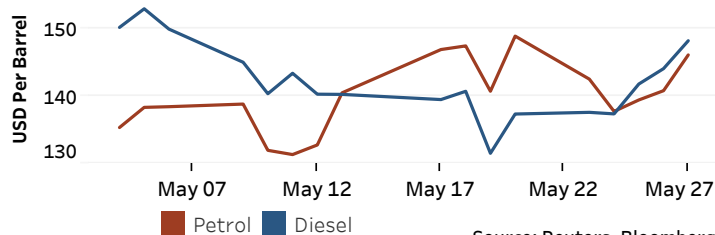
Source: Colombo Stock Exchange

Energy

USD per Barrel

Petroleum Products

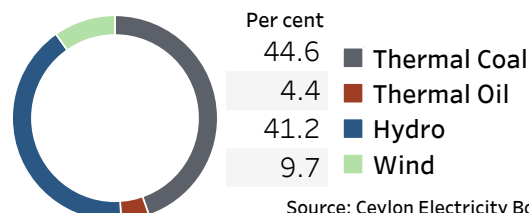
Crude Oil			Refined (Singapore Platts)		
30-May-22 *	26-May-22		27-May-22		
Brent	WTI	OPEC	Petrol	Diesel	Kerosene
119.59	115.51	116.50	146.10	148.21	148.54



Source: Reuters, Bloomberg

Electricity Generation

27-May-22	
Total Energy (GWh)	42.31
Peak Demand (MW)	2,429.60



Source: Ceylon Electricity Board