



Real GDP: 2021 3.7%

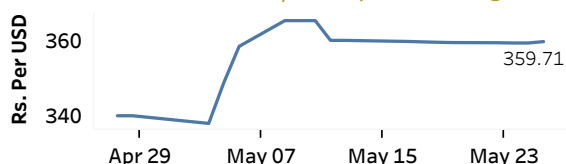
NCPI Y-o-Y Change: April 33.8%

CCPI Y-o-Y Change: April 29.8%

Exchange Rates

26-May-22		
Rs. Per Unit	TT Buying	TT Selling
USD	354.7280	364.6920
GBP	444.9258	460.4269
EUR	380.3922	391.2015
JPY	2.7739	2.8827

Middle Rate of the USD/LKR Spot Exchange Rate



Source: Central Bank of Sri Lanka

Gold Price

24-May-22	25-May-22	26-May-22
USD 1,849.93	USD 1,862.16	USD 1,850.25

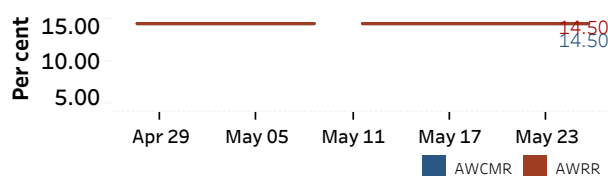


Source: Reuters

Money Market

Policy Rates: SDF Rate: 13.50% SLF Rate: 14.50% Bank Rate: 17.50% SRR: 4.00%

Overnight Money Market Rates



Yield Rates of T-Bills

	Primary Market	Secondary Market
	20-May-22	25-May-22
91 Day	24.07	23.40
182 Day	24.69	22.86
364 Day	24.50	24.33

Source: Central Bank of Sri Lanka

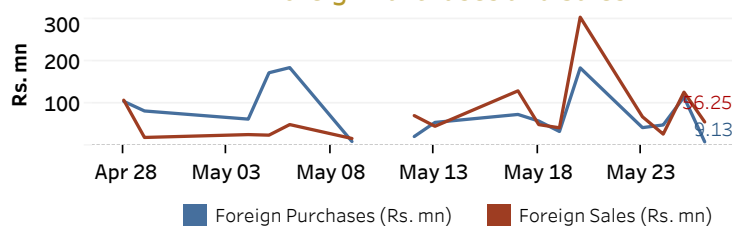
	25-May-22	26-May-22
Overnight Liquidity (Rs. bn)	-523.99	-524.70

Share Market

26-May-22		
ASPI	▼	8,319.58
S&P SL20	▼	2,744.54
Daily Turnover		
Rs. 1,620.35 mn		

Market Capitalisation	PE Ratio
Rs. 3,700.68 bn	7.3

Foreign Purchases and Sales



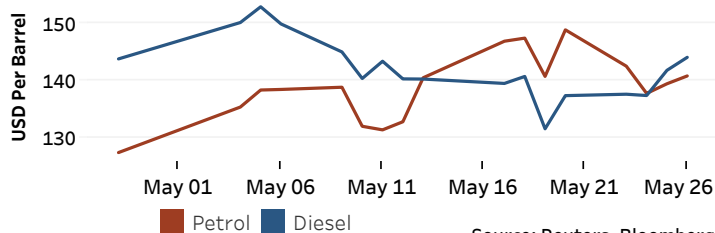
Source: Colombo Stock Exchange

Energy

USD per Barrel

Petroleum Products

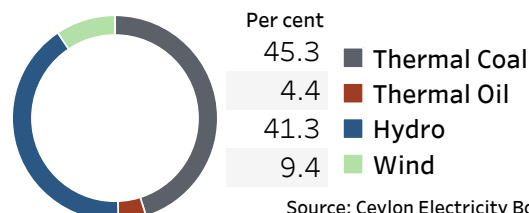
Crude Oil			Refined (Singapore Platts)		
27-May-22 *	24-May-22	26-May-22	Petrol	Diesel	Kerosene
Brent	WTI	OPEC	140.78	144.06	144.73
117.81	114.42	114.96			



Source: Reuters, Bloomberg

Electricity Generation

26-May-22	
Total Energy (GWh)	43.03
Peak Demand (MW)	2,469.10



Source: Ceylon Electricity Board