



Real GDP: 2021 3.7%

NCPI Y-o-Y Change: April

33.8%

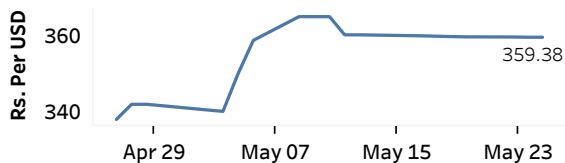
CCPI Y-o-Y Change: April

29.8%

### Exchange Rates

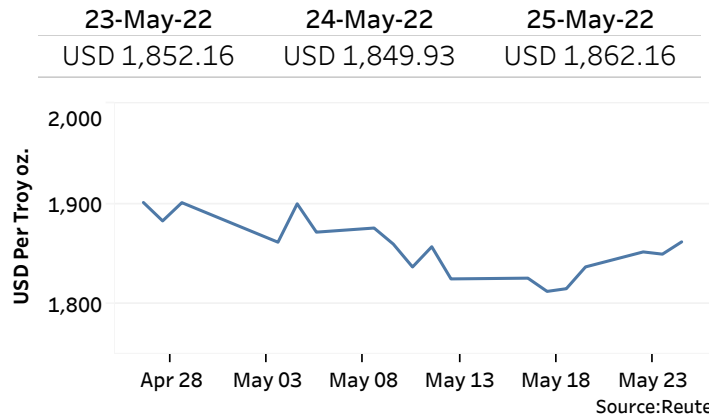
25-May-22	TT Buying	TT Selling
Rs. Per Unit		
USD	354.4003	364.3597
GBP	441.9993	457.4574
EUR	380.2201	391.0270
JPY	2.7789	2.8878

### Middle Rate of the USD/LKR Spot Exchange Rate



Source: Central Bank of Sri Lanka

### Gold Price

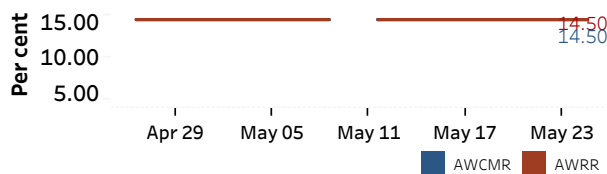


Source: Reuters

### Money Market

Policy Rates: SDF Rate: 13.50% SLF Rate: 14.50% Bank Rate: 17.50% SRR: 4.00%

### Overnight Money Market Rates



### Yield Rates of T-Bills

	Primary Market 20-May-22	Secondary Market 24-May-22
91 Day	24.07	23.40
182 Day	24.69	22.86
364 Day	24.50	24.33

Source: Central Bank of Sri Lanka

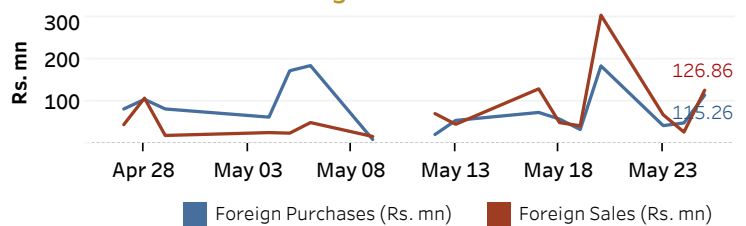
	24-May-22	25-May-22
Overnight Liquidity (Rs. bn)	-508.99	-523.99

### Share Market

	25-May-22
ASPI	8,370.16
S&P SL20	2,780.03
Daily Turnover	Rs. 1,659.98 mn

Market Capitalisation	PE Ratio
Rs. 3,713.67 bn	7.3

### Foreign Purchases and Sales



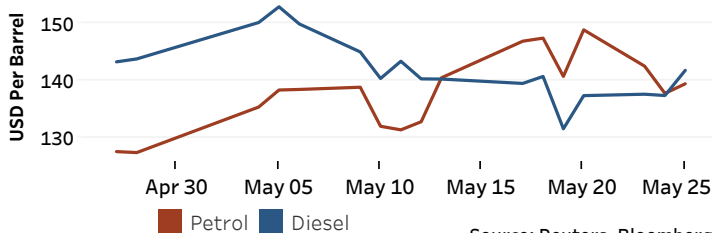
Source: Colombo Stock Exchange

### Energy

USD per Barrel

### Petroleum Products

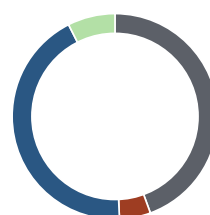
Crude Oil			Refined (Singapore Platts)		
26-May-22 *	WTI	OPEC	Petrol	Diesel	Kerosene
113.96	110.38	114.96	139.40	141.77	143.04



Source: Reuters, Bloomberg

### Electricity Generation

	25-May-22
Total Energy (GWh)	43.19
Peak Demand (MW)	2,521.00



Per cent	Source
44.4	Thermal Coal
4.9	Thermal Oil
43.2	Hydro
7.4	Wind

Source: Ceylon Electricity Board