



Real GDP: 2021 3.7%

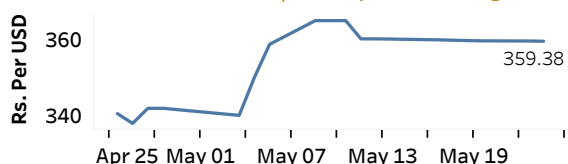
NCPI Y-o-Y Change: April 33.8%

CCPI Y-o-Y Change: April 29.8%

Exchange Rates

24-May-22	TT Buying	TT Selling
Rs. Per Unit		
USD	354.4003	364.3597
GBP	443.5069	458.8776
EUR	378.8581	389.6411
JPY	2.7627	2.8703

Middle Rate of the USD/LKR Spot Exchange Rate



Source: Central Bank of Sri Lanka

Gold Price

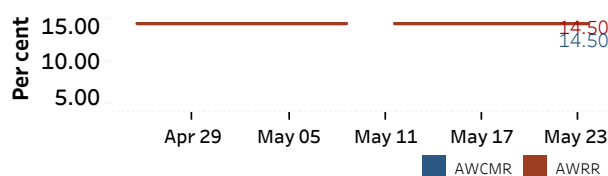


Source: Reuters

Money Market

Policy Rates: SDF Rate: 13.50% SLF Rate: 14.50% Bank Rate: 17.50% SRR: 4.00%

Overnight Money Market Rates



Yield Rates of T-Bills

	Primary Market	Secondary Market
	20-May-22	23-May-22
91 Day	24.07	23.40
182 Day	24.69	22.86
364 Day	24.50	24.33

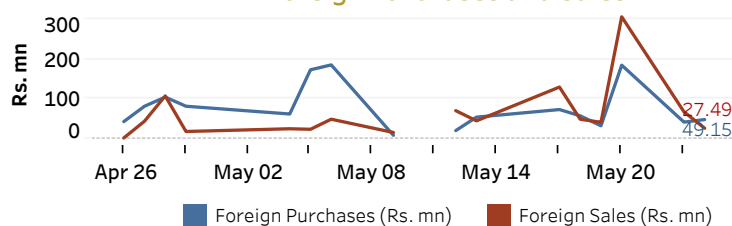
Source: Central Bank of Sri Lanka

	23-May-22	24-May-22
Overnight Liquidity (Rs. bn)	-516.84	-508.99

Share Market

	24-May-22
ASPI	8,393.47
S&P SL20	2,816.45
Daily Turnover	Rs. 2,319.64 mn

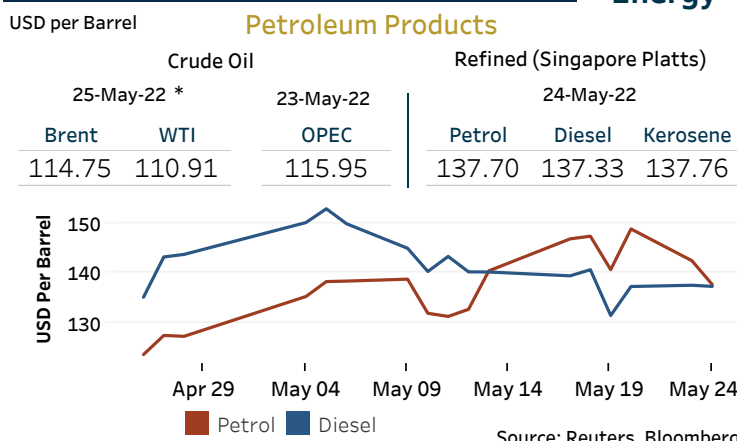
Foreign Purchases and Sales



Source: Colombo Stock Exchange

Market Capitalisation	PE Ratio
Rs. 3,726.77 bn	7.5

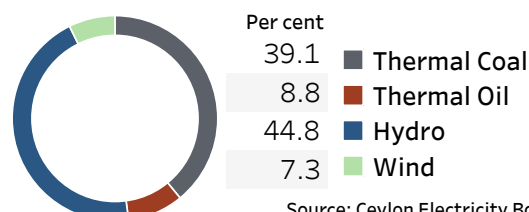
Energy



Source: Reuters, Bloomberg

Electricity Generation

	24-May-22
Total Energy (GWh)	44.55
Peak Demand (MW)	2,434.30



Source: Ceylon Electricity Board