



Real GDP: 2021 3.7%

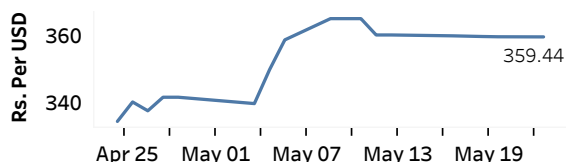
NCPI Y-o-Y Change: April 33.8%

CCPI Y-o-Y Change: April 29.8%

### Exchange Rates

23-May-22	TT Buying	TT Selling
Rs. Per Unit		
USD	354.4599	364.4202
GBP	443.0907	458.4562
EUR	376.3131	387.0507
JPY	2.7736	2.8814

### Middle Rate of the USD/LKR Spot Exchange Rate



Source: Central Bank of Sri Lanka

### Gold Price

19-May-22	20-May-22	23-May-22
USD 1,815.56	USD 1,837.25	USD 1,852.16

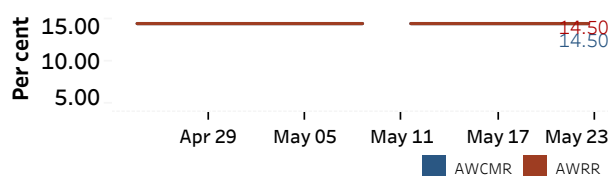


Source: Reuters

### Money Market

Policy Rates: SDF Rate: 13.50% SLF Rate: 14.50% Bank Rate: 17.50% SRR: 4.00%

#### Overnight Money Market Rates



#### Yield Rates of T-Bills

	Primary Market	Secondary Market
	20-May-22	20-May-22
91 Day	24.07	23.40
182 Day	24.69	22.86
364 Day	24.50	24.33

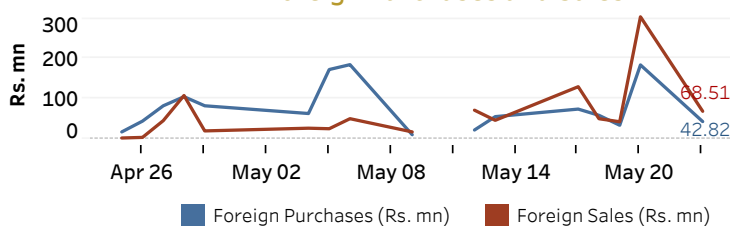
Source: Central Bank of Sri Lanka

	20-May-22	23-May-22
Overnight Liquidity (Rs. bn)	-546.88	-516.84

### Share Market

23-May-22		
ASPI	▲	8,474.49
S&P SL20	▲	2,844.97
Daily Turnover		
Rs. 2,730.76 mn		

#### Foreign Purchases and Sales



Source: Colombo Stock Exchange

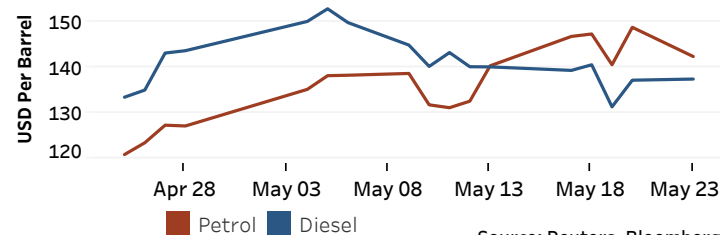
Market Capitalisation	PE Ratio
Rs. 3,773.22 bn	7.6

### Energy

USD per Barrel

#### Petroleum Products

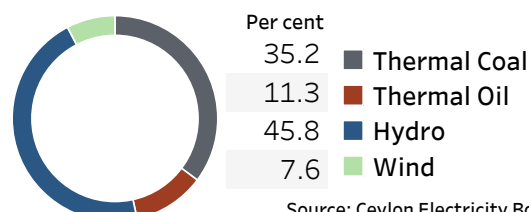
Crude Oil			Refined (Singapore Platts)		
24-May-22 *	20-May-22	23-May-22	Petrol	Diesel	Kerosene
Brent	WTI	OPEC	142.50	137.56	137.01
112.58	109.51	114.79			



Source: Reuters, Bloomberg

#### Electricity Generation

23-May-22	
Total Energy (GWh)	42.62
Peak Demand (MW)	2,579.00



Source: Ceylon Electricity Board