



Real GDP: 2021 3.7%

NCPI Y-o-Y Change: March 21.5%

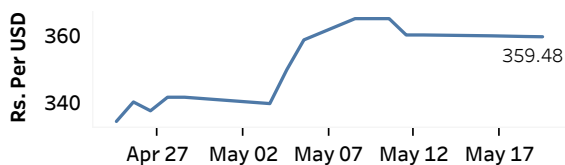
CCPI Y-o-Y Change: April

29.8%

### Exchange Rates

20-May-22	TT Buying	TT Selling
Rs. Per Unit		
USD	354.4897	364.4504
GBP	439.6169	454.9265
EUR	375.2140	385.9320
JPY	2.7572	2.8648

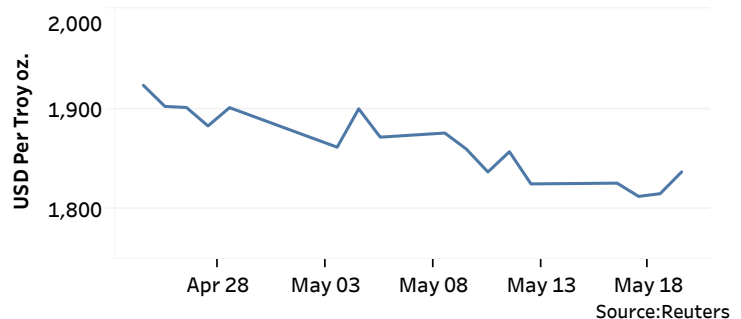
### Middle Rate of the USD/LKR Spot Exchange Rate



Source: Central Bank of Sri Lanka

### Gold Price

18-May-22	19-May-22	20-May-22
USD 1,812.87	USD 1,815.56	USD 1,837.25



Source: Reuters

### Money Market

Policy Rates: SDF Rate: 13.50% SLF Rate: 14.50% Bank Rate: 17.50% SRR: 4.00%

### Overnight Money Market Rates



19-May-22 20-May-22

Overnight Liquidity (Rs. bn) -609.58 -546.88

### Yield Rates of T-Bills

	Primary Market 13-May-22	Secondary Market 19-May-22
91 Day	24.07	23.40
182 Day	24.69	24.28
364 Day	24.50	23.80

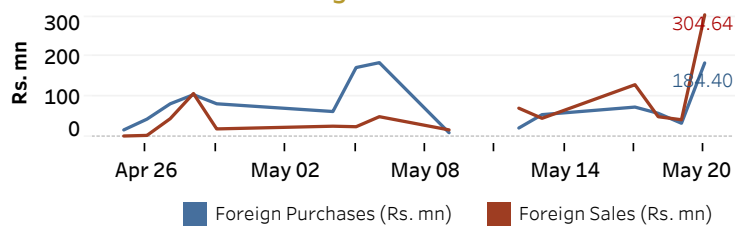
Source: Central Bank of Sri Lanka

### Share Market

20-May-22	
ASPI	8,265.61
S&P SL20	2,750.91
Daily Turnover	
Rs. 1,978.30 mn	

Market Capitalisation PE Ratio  
Rs. 3,635.40 bn 7.3

### Foreign Purchases and Sales

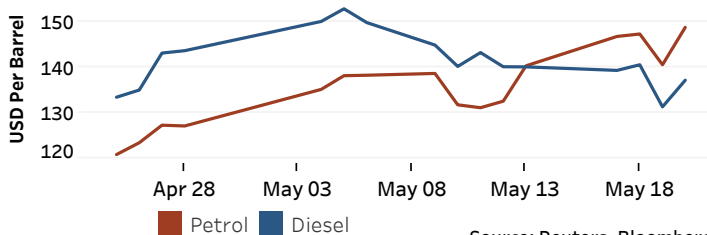


Source: Colombo Stock Exchange

### Energy

#### Petroleum Products

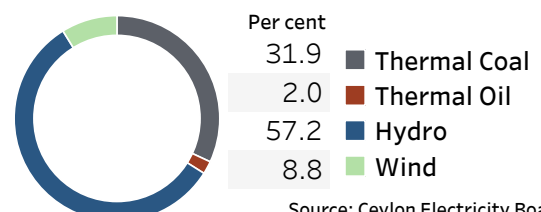
Crude Oil			Refined (Singapore Platts)		
23-May-22 *	19-May-22	20-May-22	20-May-22	20-May-22	20-May-22
Brent	WTI	OPEC	Petrol	Diesel	Kerosene
113.37	111.02	112.04	148.90	137.31	136.40



Source: Reuters, Bloomberg

#### Electricity Generation

20-May-22	
Total Energy (GWh)	40.14
Peak Demand (MW)	1,895.10



Source: Ceylon Electricity Board