



Real GDP: 2021 3.7%

NCPI Y-o-Y Change: March 21.5%

CCPI Y-o-Y Change: April

29.8%

### Exchange Rates

19-May-22	TT Buying	TT Selling
Rs. Per Unit		
USD	354.5691	364.5309
GBP	436.8523	452.1215
EUR	373.0262	383.7066
JPY	2.7445	2.8518

### Middle Rate of the USD/LKR Spot Exchange Rate



Source: Central Bank of Sri Lanka

### Gold Price

17-May-22	18-May-22	19-May-22
USD 1,826.05	USD 1,812.87	USD 1,815.56

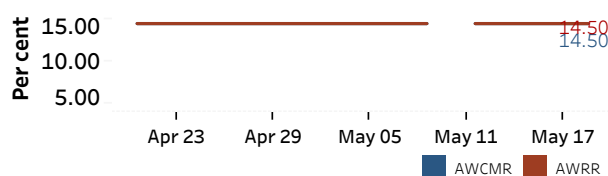


Source: Reuters

### Money Market

Policy Rates: SDF Rate: 13.50% SLF Rate: 14.50% Bank Rate: 17.50% SRR: 4.00%

#### Overnight Money Market Rates



#### Yield Rates of T-Bills

	Primary Market 13-May-22	Secondary Market 18-May-22
91 Day	24.07	23.40
182 Day	24.69	24.28
364 Day	24.50	23.80

Source: Central Bank of Sri Lanka

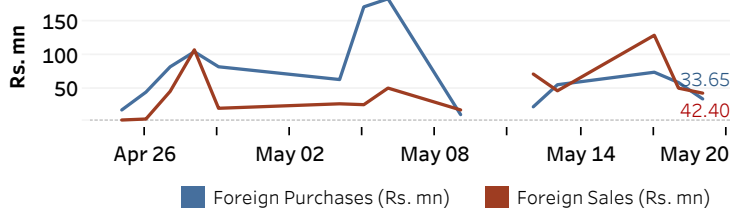
	18-May-22	19-May-22
Overnight Liquidity (Rs. bn)	-588.75	-609.58

### Share Market

	19-May-22
ASPI	8,173.86
S&P SL20	2,703.70
Daily Turnover	Rs. 1,597.24 mn

Market Capitalisation	PE Ratio
Rs. 3,563.41 bn	7.2

#### Foreign Purchases and Sales



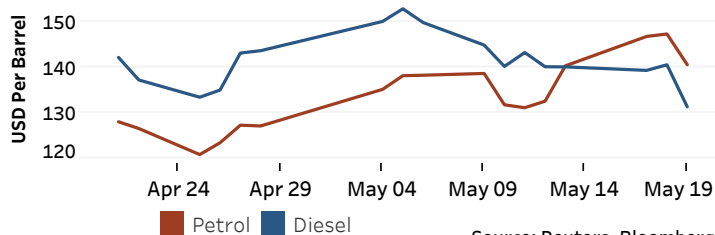
Source: Colombo Stock Exchange

### Energy

USD per Barrel

#### Petroleum Products

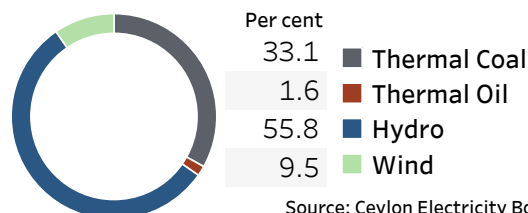
Crude Oil			Refined (Singapore Platts)		
20-May-22 *	18-May-22	19-May-22	Petrol	Diesel	Kerosene
Brent	WTI	OPEC	140.70	131.47	130.47
111.60	112.00	114.94			



Source: Reuters, Bloomberg

#### Electricity Generation

	19-May-22
Total Energy (GWh)	39.90
Peak Demand (MW)	1,945.90



Source: Ceylon Electricity Board