



Real GDP: 2021 3.7%

NCPI Y-o-Y Change: March 21.5%

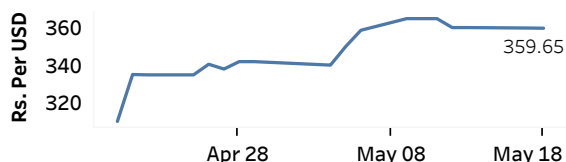
CCPI Y-o-Y Change: April

29.8%

### Exchange Rates

18-May-22	TT Buying	TT Selling
Rs. Per Unit		
USD	354.6684	364.6316
GBP	440.6947	456.0223
EUR	374.3420	385.0451
JPY	2.7349	2.8421

### Middle Rate of the USD/LKR Spot Exchange Rate



Source: Central Bank of Sri Lanka

### Gold Price

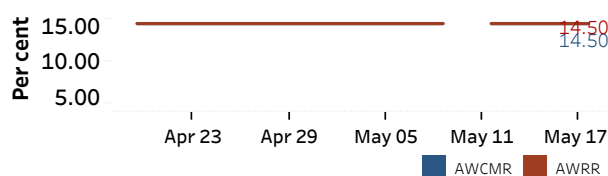


Source: Reuters

### Money Market

Policy Rates: SDF Rate: 13.50% SLF Rate: 14.50% Bank Rate: 17.50% SRR: 4.00%

### Overnight Money Market Rates



17-May-22 18-May-22

Overnight Liquidity (Rs. bn) -589.63 -588.75

### Yield Rates of T-Bills

	Primary Market	Secondary Market
	13-May-22	17-May-22
91 Day	24.07	23.40
182 Day	24.69	24.28
364 Day	24.50	23.92

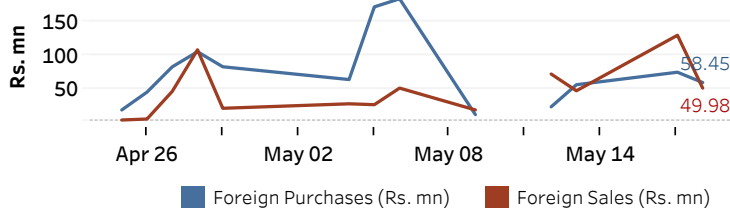
Source: Central Bank of Sri Lanka

### Share Market

	18-May-22
ASPI	8,417.21
S&P SL20	2,795.53
Daily Turnover	Rs. 3,496.00 mn

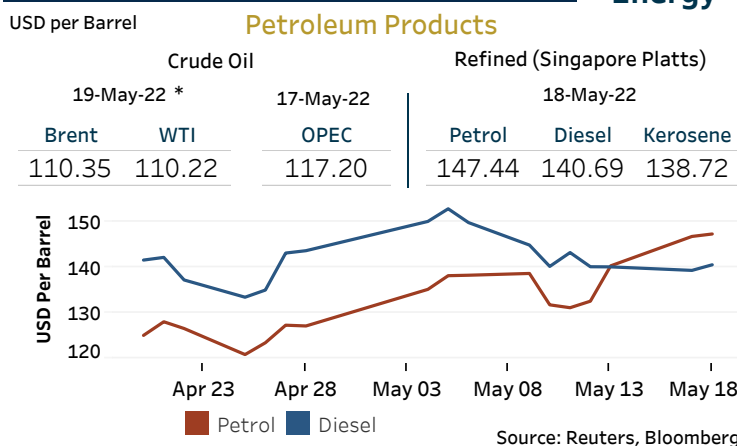
Market Capitalisation	PE Ratio
Rs. 3,694.15 bn	7.5

### Foreign Purchases and Sales



Source: Colombo Stock Exchange

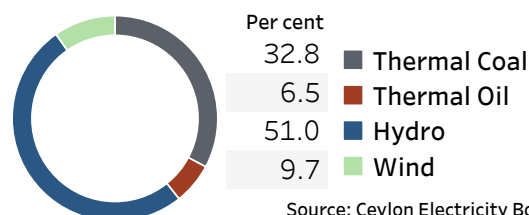
### Energy



Source: Reuters, Bloomberg

### Electricity Generation

	18-May-22
Total Energy (GWh)	39.61
Peak Demand (MW)	1,867.10



Source: Ceylon Electricity Board