



Real GDP: 2021 3.7%

NCPI Y-o-Y Change: March 21.5%

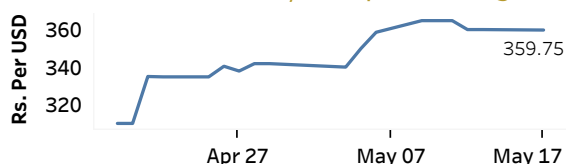
CCPI Y-o-Y Change: April

29.8%

### Exchange Rates

17-May-22	TT Buying	TT Selling
Rs. Per Unit		
USD	354.7678	364.7323
GBP	439.3968	450.2423
EUR	371.1843	381.8332
JPY	2.7323	2.8397

### Middle Rate of the USD/LKR Spot Exchange Rate



Source: Central Bank of Sri Lanka

### Gold Price

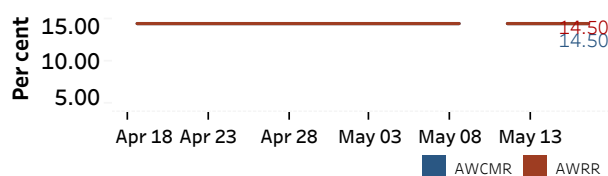
Date	USD Per Troy oz.
12-May-22	USD 1,857.30
13-May-22	USD 1,825.30
17-May-22	USD 1,826.05

Source: Reuters

### Money Market

Policy Rates: SDF Rate: 13.50% SLF Rate: 14.50% Bank Rate: 17.50% SRR: 4.00%

### Overnight Money Market Rates



13-May-22 17-May-22

Overnight Liquidity (Rs. bn) -582.06 -589.63

### Yield Rates of T-Bills

	Primary Market	Secondary Market
	13-May-22	13-May-22
91 Day	24.07	23.40
182 Day	24.69	23.28
364 Day	24.50	24.09

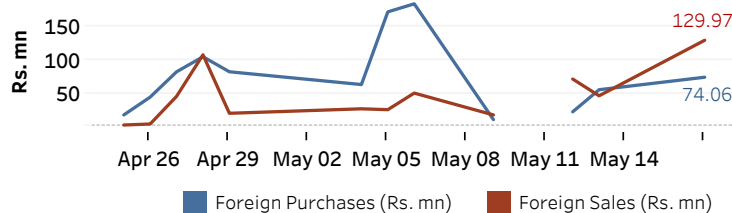
Source: Central Bank of Sri Lanka

### Share Market

17-May-22		
ASPI	▲	8,457.65
S&P SL20	▲	2,809.81
Daily Turnover		
Rs. 2,754.61 mn		

Market Capitalisation	PE Ratio
Rs. 3,702.57 bn	7.2

### Foreign Purchases and Sales



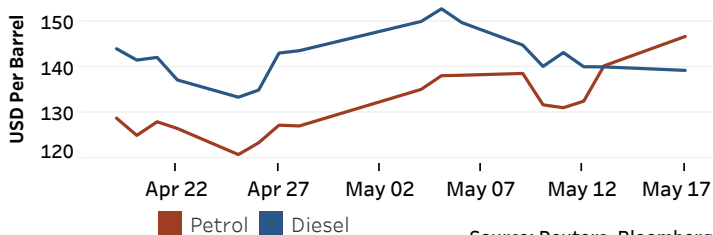
Source: Colombo Stock Exchange

### Energy

USD per Barrel

### Petroleum Products

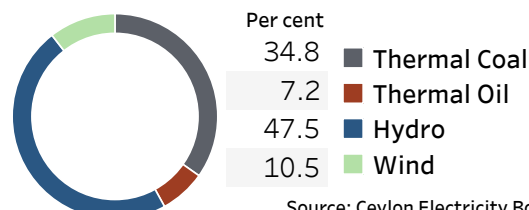
Crude Oil			Refined (Singapore Platts)		
18-May-22 *	13-May-22	17-May-22			
Brent	WTI	OPEC	Petrol	Diesel	Kerosene
112.50	113.37	112.37	146.90	139.46	138.04



Source: Reuters, Bloomberg

### Electricity Generation

17-May-22	
Total Energy (GWh)	37.71
Peak Demand (MW)	1,912.20



Source: Ceylon Electricity Board