



Real GDP: 2021 3.7%

NCPI Y-o-Y Change: March 21.5%

CCPI Y-o-Y Change: April

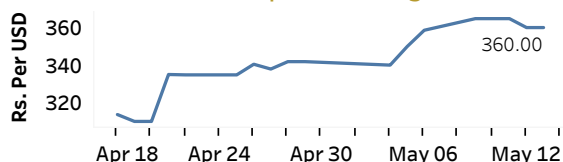
29.8%

### Exchange Rates

13-May-22

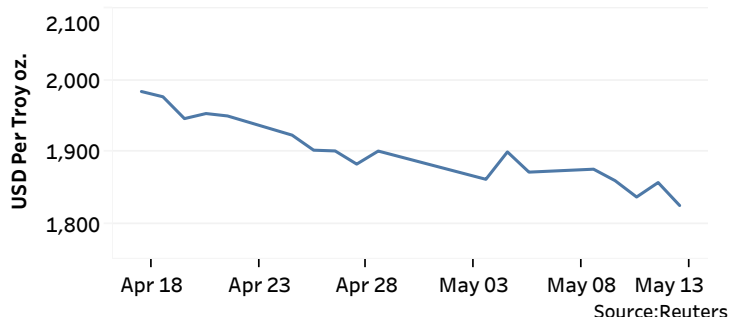
Rs. Per Unit	TT Buying	TT Selling
USD	355.0160	364.9840
GBP	435.2506	446.0264
EUR	369.6165	380.2322
JPY	2.7386	2.8460

#### Indicative USD Spot Exchange Rate



### Gold Price

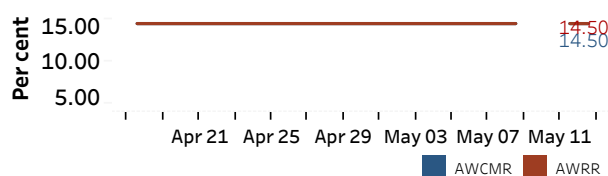
11-May-22	12-May-22	13-May-22
USD 1,837.16	USD 1,857.30	USD 1,825.30



### Money Market

Policy Rates: SDF Rate: 13.50% SLF Rate: 14.50% Bank Rate: 17.50% SRR: 4.00%

#### Overnight Money Market Rates



#### Yield Rates of T-Bills

	Primary Market 06-May-22	Secondary Market 12-May-22
91 Day	23.48	23.27
182 Day	23.85	23.32
364 Day	23.92	23.57

Source: Central Bank of Sri Lanka

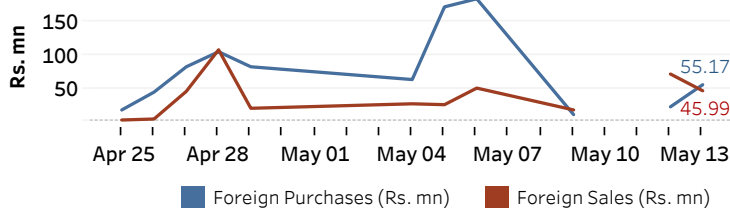
	12-May-22	13-May-22
Overnight Liquidity (Rs. bn)	-561.50	-582.06

### Share Market

13-May-22

ASPI	▲	8,098.41
S&P SL20	▲	2,662.31
Daily Turnover		Rs. 2,180.76 mn

#### Foreign Purchases and Sales

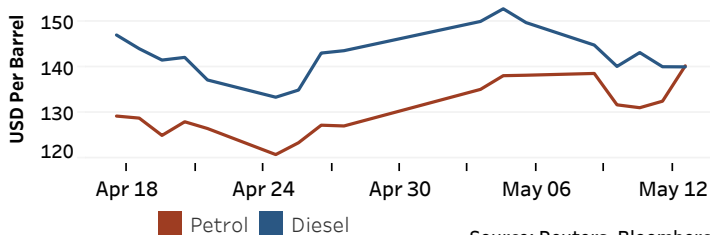


Market Capitalisation	PE Ratio
Rs. 3,469.82 bn	6.8

### Energy

#### Petroleum Products

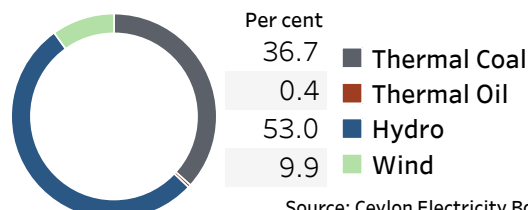
Crude Oil			Refined (Singapore Platts)		
17-May-22 *	13-May-22		13-May-22		
Brent	WTI	OPEC	Petrol	Diesel	Kerosene
114.57	114.37	112.37	140.46	140.23	138.89



#### Electricity Generation

13-May-22

Total Energy (GWh)	36.12
Peak Demand (MW)	1,776.90



Source: Ceylon Electricity Board