



Real GDP: 2021 3.7%

NCPI Y-o-Y Change: March 21.5%

CCPI Y-o-Y Change: April

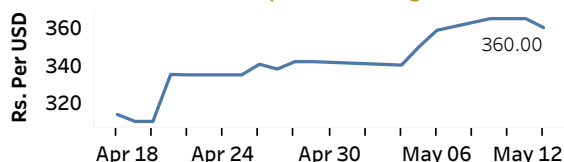
29.8%

Exchange Rates

12-May-22

Rs. Per Unit	TT Buying	TT Selling
USD	364.2270	377.4967
GBP	448.3545	467.5760
EUR	388.1229	403.6233
JPY	2.8228	2.9308

Indicative USD Spot Exchange Rate



Source: Central Bank of Sri Lanka

Gold Price

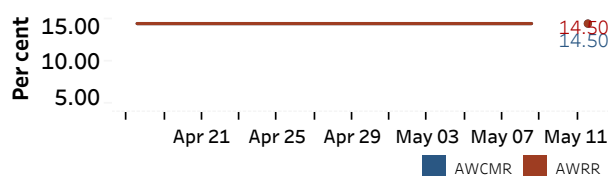
Date	USD Per Troy oz.
10-May-22	USD 1,859.95
11-May-22	USD 1,837.16
12-May-22	USD 1,857.30

Source: Reuters

Money Market

Policy Rates: SDF Rate: 13.50% SLF Rate: 14.50% Bank Rate: 17.50% SRR: 4.00%

Overnight Money Market Rates



11-May-22 12-May-22

Overnight Liquidity (Rs. bn) -567.72 -561.50

Yield Rates of T-Bills

	Primary Market	Secondary Market
	06-May-22	11-May-22
91 Day	23.48	23.27
182 Day	23.85	23.32
364 Day	23.92	23.57

Source: Central Bank of Sri Lanka

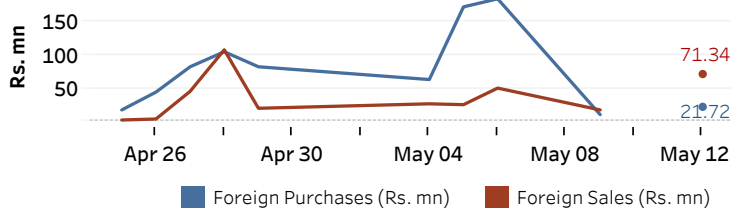
Share Market

12-May-22

ASPI	▲	7,754.62
S&P SL20	▲	2,530.17
Daily Turnover		
Rs. 1,193.07 mn		

Market Capitalisation PE Ratio
Rs. 3,291.15 bn 6.4

Foreign Purchases and Sales



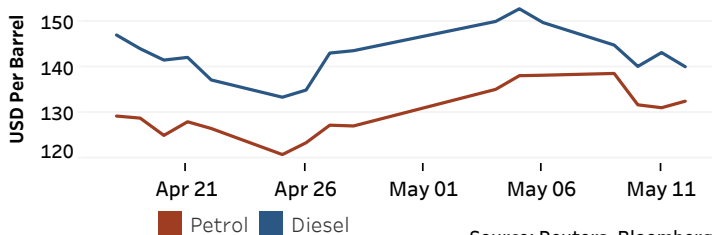
Source: Colombo Stock Exchange

Energy

USD per Barrel

Petroleum Products

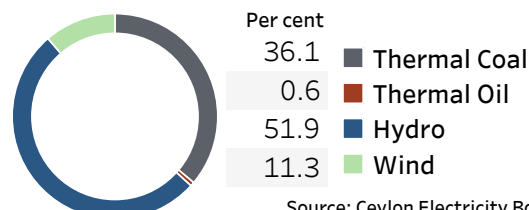
Crude Oil			Refined (Singapore Platts)		
13-May-22 *	11-May-22		12-May-22		
Brent	WTI	OPEC	Petrol	Diesel	Kerosene
109.38	107.86	109.02	132.71	140.26	139.80



Source: Reuters, Bloomberg

Electricity Generation

	12-May-22
Total Energy (GWh)	36.45
Peak Demand (MW)	1,803.60



Source: Ceylon Electricity Board