



Real GDP: 2021 3.7%

NCPI Y-o-Y Change: March 21.5%

CCPI Y-o-Y Change: April

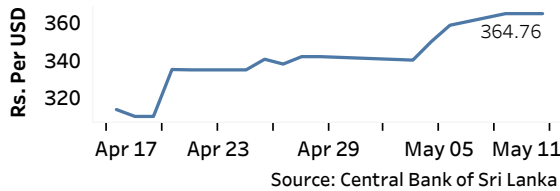
29.8%

Exchange Rates

11-May-22

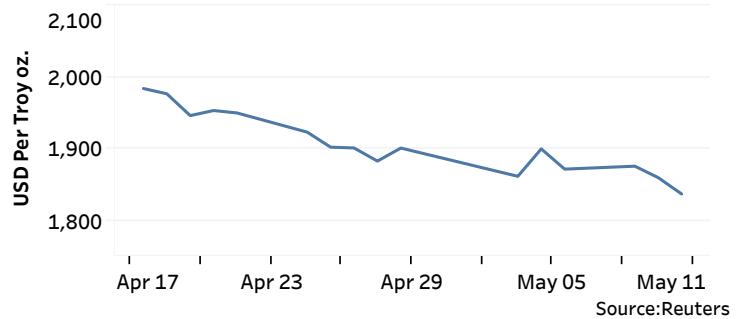
Rs. Per Unit	TT Buying	TT Selling
USD	361.7270	374.9967
GBP	448.8925	468.1627
EUR	385.8994	401.4037
JPY	2.7916	2.8994

Indicative USD Spot Exchange Rate



Gold Price

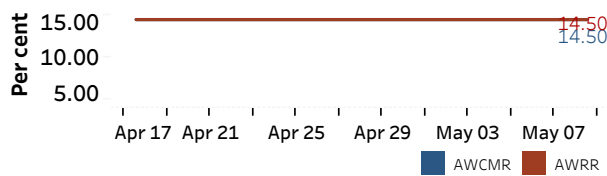
09-May-22	10-May-22	11-May-22
USD 1,875.92	USD 1,859.95	USD 1,837.16



Money Market

Policy Rates: SDF Rate: 13.50% SLF Rate: 14.50% Bank Rate: 17.50% SRR: 4.00%

Overnight Money Market Rates



	10-May-22	11-May-22
Overnight Liquidity (Rs. bn)	-595.97	-567.72

Yield Rates of T-Bills

	Primary Market 06-May-22	Secondary Market 10-May-22
91 Day	23.48	23.27
182 Day	23.85	23.32
364 Day	23.92	23.57

Source: Central Bank of Sri Lanka

Share Market

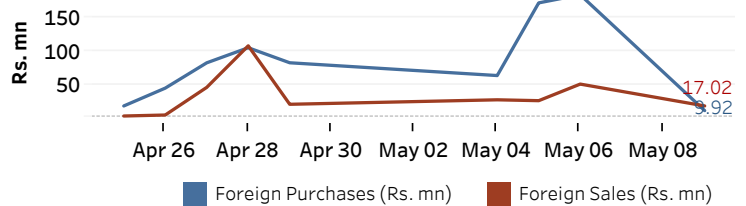
09-May-22

ASPI	▲	7,516.63
S&P SL20	▲	2,443.05

Daily Turnover
Rs. 981.32 mn

Market Capitalisation	PE Ratio
Rs. 3,166.70 bn	6.2

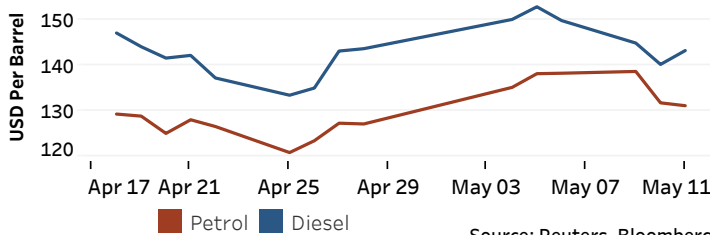
Foreign Purchases and Sales



Energy

Petroleum Products

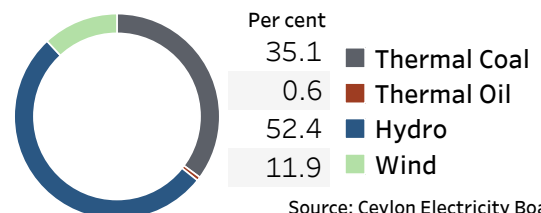
Crude Oil			Refined (Singapore Platts)		
12-May-22 *	10-May-22		11-May-22		
Brent	WTI	OPEC	Petrol	Diesel	Kerosene
106.76	105.02	108.18	131.28	143.37	143.36



Electricity Generation

11-May-22

Total Energy (GWh)	35.08
Peak Demand (MW)	1,962.90



Source: Ceylon Electricity Board