



Real GDP: 2021 3.7%

NCPI Y-o-Y Change: March 21.5%

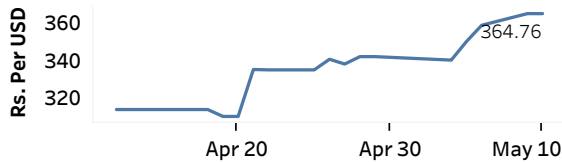
CCPI Y-o-Y Change: April

29.8%

### Exchange Rates

09-May-22		
Rs. Per Unit	TT Buying	TT Selling
USD	361.7270	374.9967
GBP	447.9362	467.1937
EUR	385.4405	400.9370
JPY	2.7810	2.8886

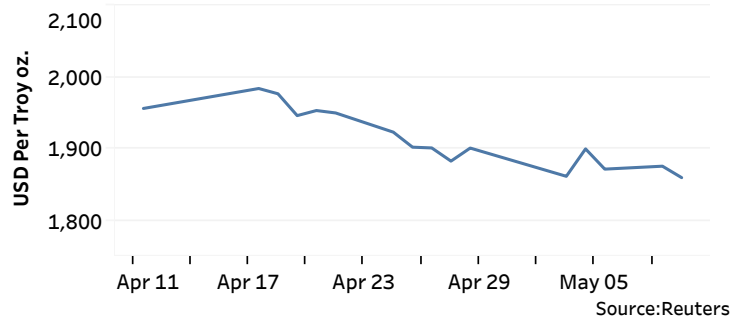
#### Indicative USD Spot Exchange Rate



Source: Central Bank of Sri Lanka

### Gold Price

Date	06-May-22	09-May-22	10-May-22
USD Per Troy oz.	1,871.83	1,875.92	1,859.95

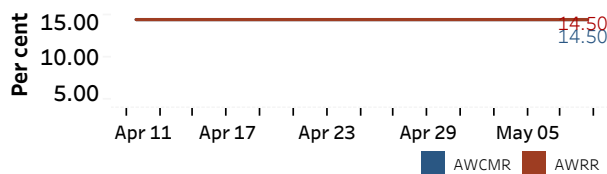


Source: Reuters

### Money Market

Policy Rates: SDF Rate: 13.50% SLF Rate: 14.50% Bank Rate: 17.50% SRR: 4.00%

#### Overnight Money Market Rates



#### Yield Rates of T-Bills

	Primary Market	Secondary Market
	06-May-22	09-May-22
91 Day	23.48	23.27
182 Day	23.85	23.32
364 Day	23.92	23.57

Source: Central Bank of Sri Lanka

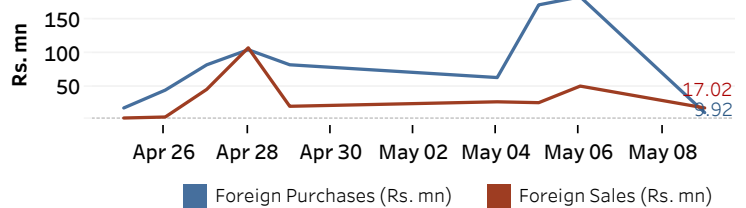
	06-May-22	09-May-22
Overnight Liquidity (Rs. bn)	-588.77	-606.63

### Share Market

09-May-22		
ASPI	▲	7,516.63
S&P SL20	▲	2,443.05
Daily Turnover		
Rs. 981.32 mn		

Market Capitalisation	PE Ratio
Rs. 3,166.70 bn	6.2

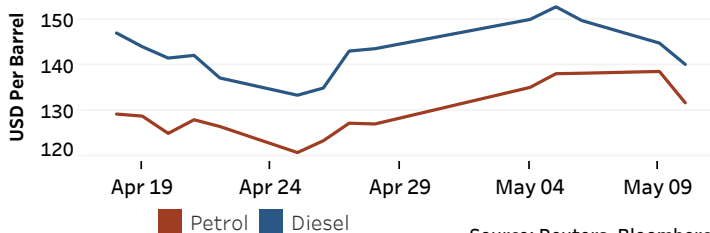
#### Foreign Purchases and Sales



Source: Colombo Stock Exchange

### Energy

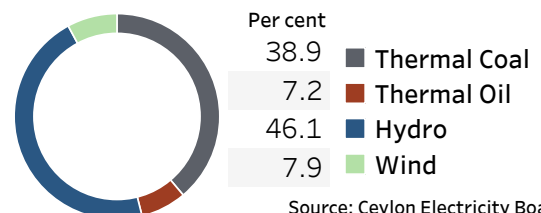
Crude Oil			Refined (Singapore Platts)		
11-May-22 *		09-May-22	10-May-22		
Brent	WTI	OPEC	Petrol	Diesel	Kerosene
102.97	100.21	112.48	131.91	140.33	143.51



Source: Reuters, Bloomberg

#### Electricity Generation

10-May-22	
Total Energy (GWh)	33.78
Peak Demand (MW)	1,879.20



Source: Ceylon Electricity Board