



Real GDP: 2021 3.7%

NCPI Y-o-Y Change: March 21.5%

CCPI Y-o-Y Change: April

29.8%

Exchange Rates

09-May-22

Rs. Per Unit

TT Buying

TT Selling

USD

361.7270

374.9967

GBP

447.9362

467.1937

EUR

385.4405

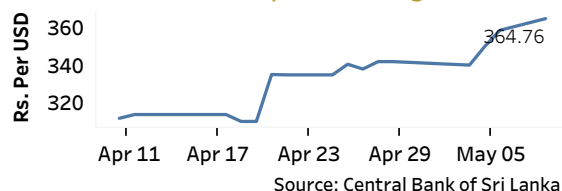
400.9370

JPY

2.7810

2.8886

Indicative USD Spot Exchange Rate



Gold Price

05-May-22

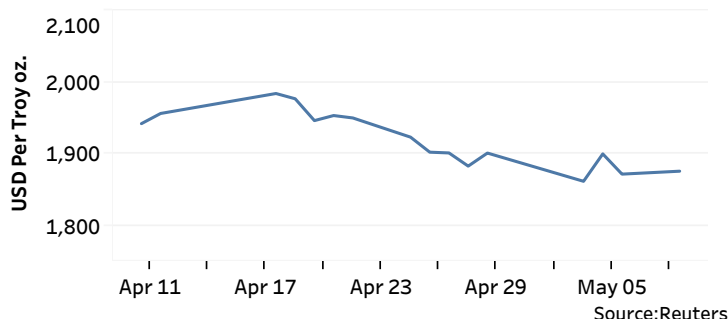
USD 1,900.02

06-May-22

USD 1,871.83

09-May-22

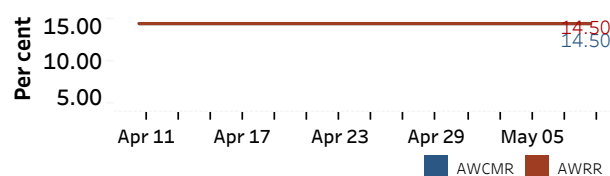
USD 1,875.92



Money Market

Policy Rates: SDF Rate: 13.50% SLF Rate: 14.50% Bank Rate: 17.50% SRR: 4.00%

Overnight Money Market Rates



06-May-22 09-May-22

Overnight Liquidity (Rs. bn) -588.77 -606.63

Yield Rates of T-Bills

Primary
MarketSecondary
Market

06-May-22

06-May-22

91 Day

23.48

23.27

182 Day

23.85

23.26

364 Day

23.92

23.57

Source: Central Bank of Sri Lanka

Share Market

09-May-22

ASPI



7,516.63

S&P SL20



2,443.05

Daily Turnover

Rs.981.32 mn

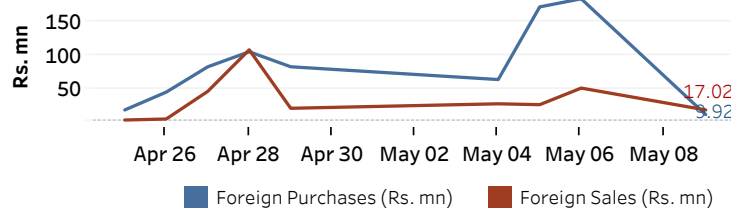
Market Capitalisation

Rs. 3,166.70 bn

PE Ratio

6.2

Foreign Purchases and Sales



Source: Colombo Stock Exchange

Energy

USD per Barrel

Petroleum Products

Crude Oil

Refined (Singapore Platts)

10-May-22 *

06-May-22

09-May-22

Brent

WTI

OPEC

Petrol

Diesel

Kerosene

104.42

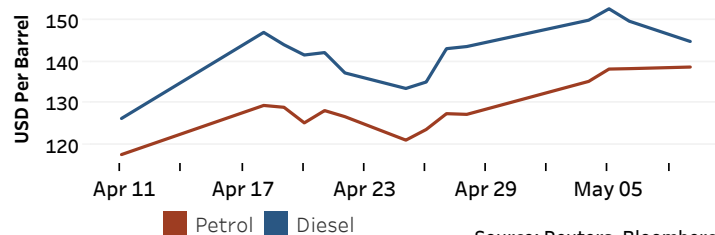
101.78

114.37

138.79

145.01

144.67



Electricity Generation

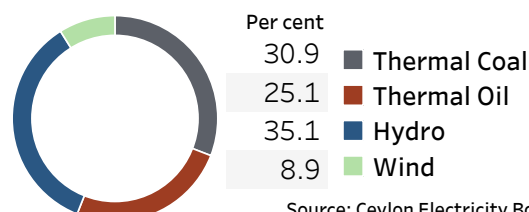
09-May-22

Total Energy (GWh)

42.77

Peak Demand (MW)

2,017.20



Source: Ceylon Electricity Board

* Updated at 8.00 AM

Published on 10-May-2022