



Real GDP: 2021 3.7%

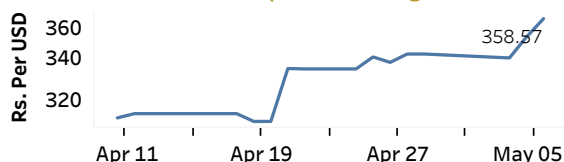
NCPI Y-o-Y Change: March 21.5%

CCPI Y-o-Y Change: April 29.8%

Exchange Rates

06-May-22		
Rs. Per Unit	TT Buying	TT Selling
USD	361.7270	374.9967
GBP	449.3415	468.6211
EUR	385.4672	400.9660
JPY	2.7829	2.8906

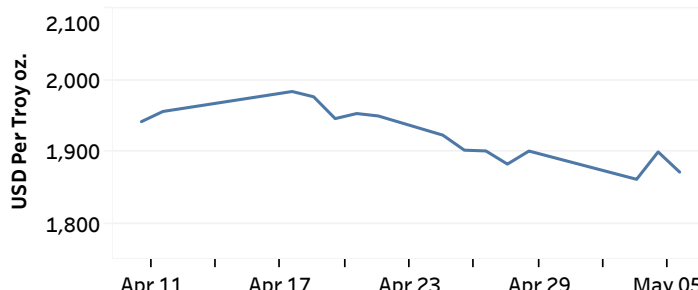
Indicative USD Spot Exchange Rate



Source: Central Bank of Sri Lanka

Gold Price

04-May-22	05-May-22	06-May-22
USD 1,861.82	USD 1,900.02	USD 1,871.83

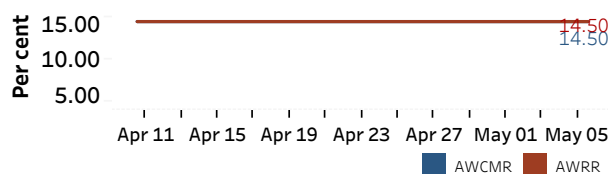


Source: Reuters

Money Market

Policy Rates: SDF Rate: 13.50% SLF Rate: 14.50% Bank Rate: 17.50% SRR: 4.00%

Overnight Money Market Rates



05-May-22 06-May-22

Overnight Liquidity (Rs. bn) -587.55 -588.77

Yield Rates of T-Bills

	Primary Market 29-Apr-22	Secondary Market 05-May-22
91 Day	23.53	23.14
182 Day	23.96	13.62
364 Day	24.09	21.87

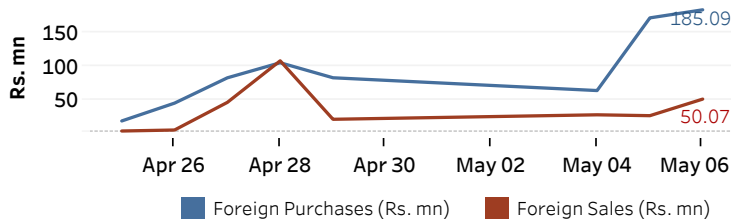
Source: Central Bank of Sri Lanka

Share Market

06-May-22		
ASPI	▼	7,427.48
S&P SL20	▼	2,401.21
Daily Turnover		
Rs. 973.91 mn		

Market Capitalisation	PE Ratio
Rs. 3,089.60 bn	6.1

Foreign Purchases and Sales



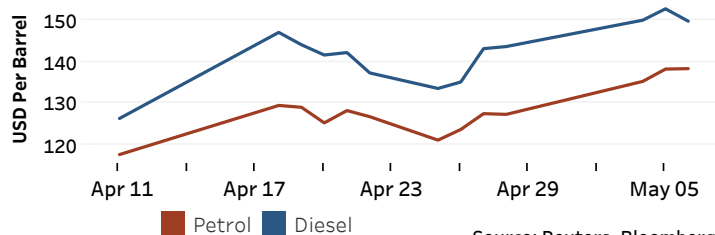
Source: Colombo Stock Exchange

Energy

USD per Barrel

Petroleum Products

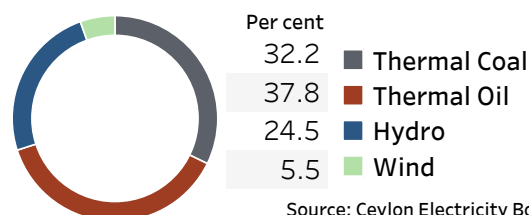
Crude Oil			Refined (Singapore Platts)		
09-May-22 *	05-May-22		06-May-22		
Brent	WTI	OPEC	Petrol	Diesel	Kerosene
111.90	109.17	113.04	138.40	149.94	148.41



Source: Reuters, Bloomberg

Electricity Generation

06-May-22	
Total Energy (GWh)	40.98
Peak Demand (MW)	2,095.70



Source: Ceylon Electricity Board