



Real GDP: 2021 3.7%

NCPI Y-o-Y Change: March 21.5%

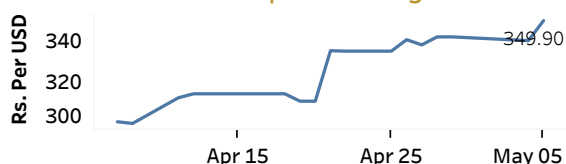
CCPI Y-o-Y Change: April

29.8%

Exchange Rates

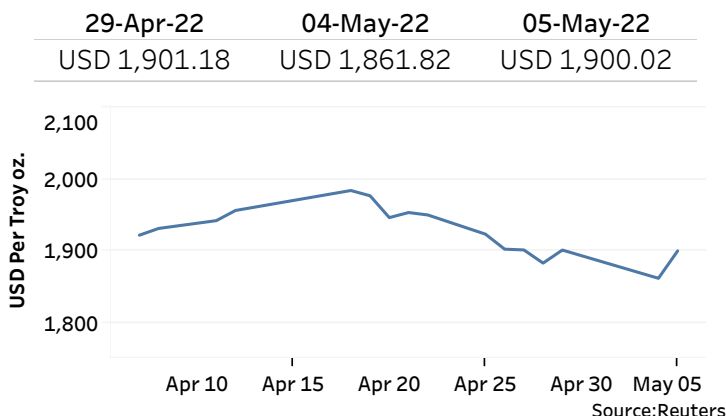
05-May-22	TT Buying	TT Selling
Rs. Per Unit		
USD	356.8395	369.9991
GBP	453.3875	472.7292
EUR	384.1420	399.6180
JPY	2.7852	2.8929

Indicative USD Spot Exchange Rate



Source: Central Bank of Sri Lanka


Gold Price



Money Market

Policy Rates: SDF Rate: 13.50% SLF Rate: 14.50% Bank Rate: 17.50% SRR: 4.00%

Overnight Money Market Rates



Yield Rates of T-Bills

	Primary Market	Secondary Market
	29-Apr-22	04-May-22
91 Day	23.53	23.14
182 Day	23.96	13.62
364 Day	24.09	23.78

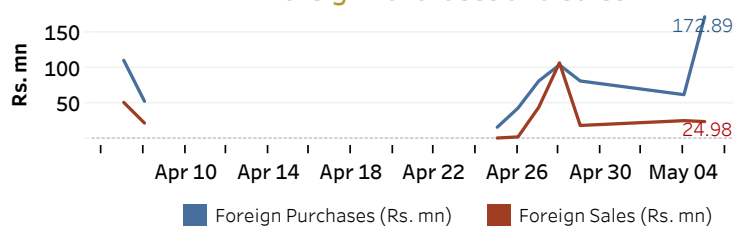
Source: Central Bank of Sri Lanka

	04-May-22	05-May-22
Overnight Liquidity (Rs. bn)	-592.49	-587.55

Share Market

	05-May-22
ASPI	7,567.55
S&P SL20	2,479.51
Daily Turnover	Rs.822.74 mn

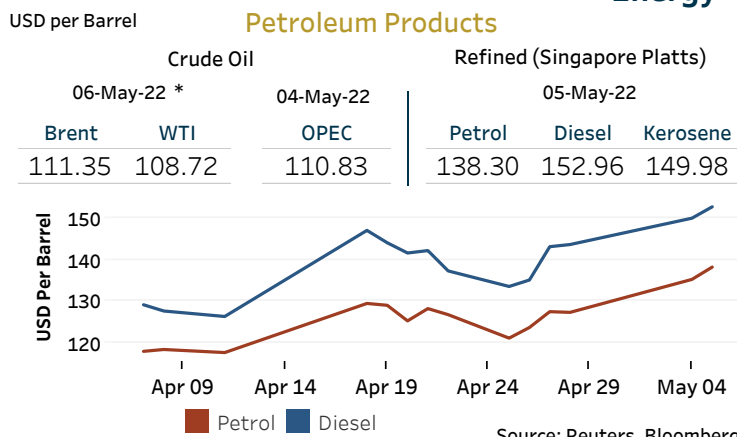
Foreign Purchases and Sales



Source: Colombo Stock Exchange

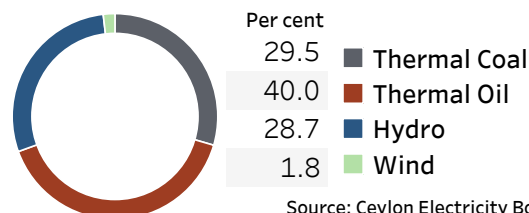
Market Capitalisation	PE Ratio
Rs. 3,176.26 bn	6.3

Energy



Electricity Generation

	05-May-22
Total Energy (GWh)	44.77
Peak Demand (MW)	2,165.00



Source: Ceylon Electricity Board