



Real GDP: 2021 3.7%

NCPI Y-o-Y Change: March 21.5%

CCPI Y-o-Y Change: April

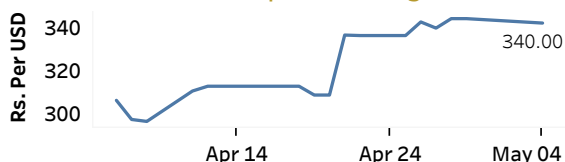
29.8%

Exchange Rates

04-May-22

Rs. Per Unit	TT Buying	TT Selling
USD	350.0597	362.9987
GBP	440.0411	455.3472
EUR	373.3231	385.4584
JPY	2.7067	2.8119

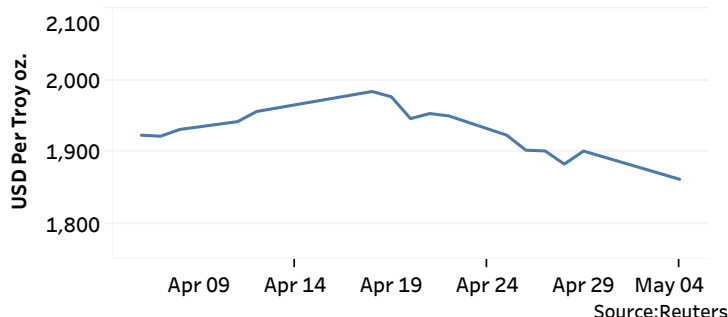
Indicative USD Spot Exchange Rate



Source: Central Bank of Sri Lanka

Gold Price

28-Apr-22	29-Apr-22	04-May-22
USD 1,883.00	USD 1,901.18	USD 1,861.82



Source: Reuters

Money Market

Policy Rates: SDF Rate: 13.50% SLF Rate: 14.50% Bank Rate: 17.50% SRR: 4.00%

Overnight Money Market Rates



29-Apr-22 04-May-22

Overnight Liquidity (Rs. bn) -602.61 -592.49

Yield Rates of T-Bills

	Primary Market 29-Apr-22	Secondary Market 29-Apr-22
91 Day	23.53	23.14
182 Day	23.96	13.62
364 Day	24.09	23.78

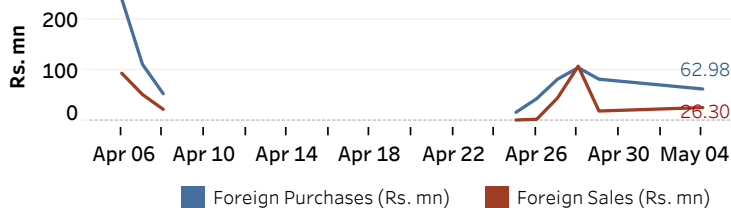
Source: Central Bank of Sri Lanka

Share Market

04-May-22	
ASPI	7,598.04
S&P SL20	2,510.99
Daily Turnover	
Rs. 1,063.30 mn	

Market Capitalisation Rs. 3,214.24 bn
PE Ratio 6.4

Foreign Purchases and Sales



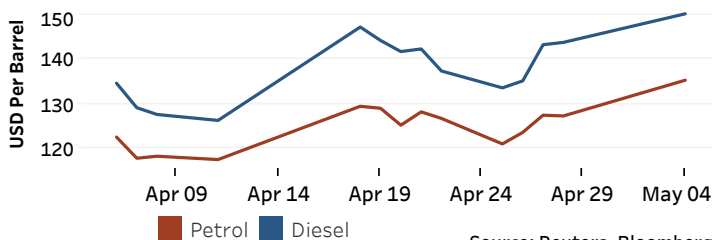
Source: Colombo Stock Exchange

Energy

USD per Barrel

Petroleum Products

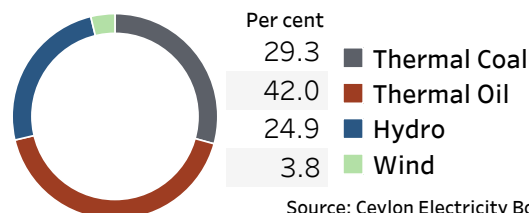
Crude Oil			Refined (Singapore Platts)		
05-May-22 *	29-Apr-22	04-May-22	Petrol	Diesel	Kerosene
Brent	WTI	OPEC	135.30	150.19	147.78
110.20	107.81	107.99			



Source: Reuters, Bloomberg

Electricity Generation

04-May-22	
Total Energy (GWh)	44.96
Peak Demand (MW)	2,305.50



Source: Ceylon Electricity Board