



Real GDP: 2021 3.7%

NCPI Y-o-Y Change: March 21.5%

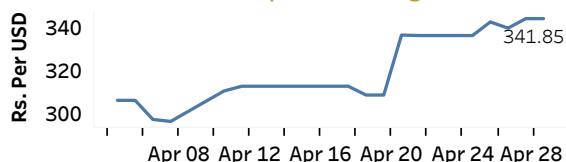
CCPI Y-o-Y Change: April

29.8%

Exchange Rates

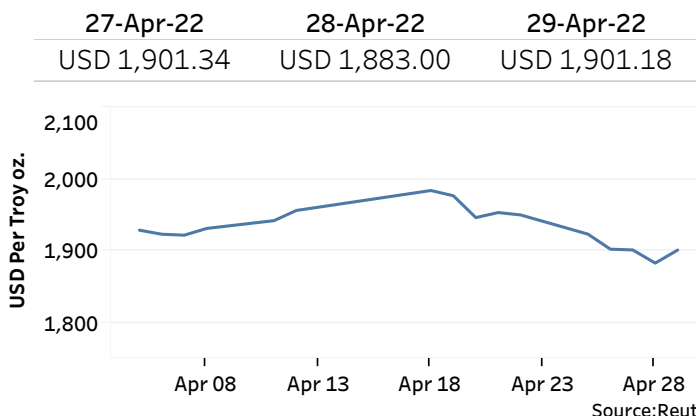
29-Apr-22	TT Buying	TT Selling
Rs. Per Unit		
USD	347.0597	359.9987
GBP	435.7298	451.0616
EUR	369.6859	381.8163
JPY	2.6706	2.7770

Indicative USD Spot Exchange Rate



Source: Central Bank of Sri Lanka

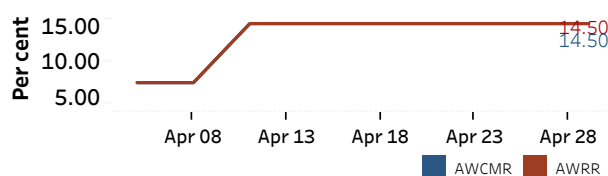
Gold Price



Money Market

Policy Rates: SDF Rate: 13.50% SLF Rate: 14.50% Bank Rate: 17.50% SRR: 4.00%

Overnight Money Market Rates



Yield Rates of T-Bills

	Primary Market	Secondary Market
	28-Apr-22	28-Apr-22
91 Day	23.53	23.36
182 Day	23.96	13.62
364 Day	24.09	22.49


	28-Apr-22	29-Apr-22
Overnight Liquidity (Rs. bn)	-610.73	-602.61

Source: Central Bank of Sri Lanka

Share Market

	29-Apr-22
ASPI	7,624.26
S&P SL20	2,509.24
Daily Turnover	Rs. 2,488.44 mn

Foreign Purchases and Sales



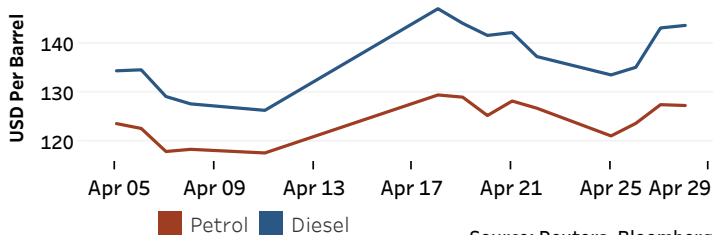
Source: Colombo Stock Exchange

Market Capitalisation	PE Ratio
Rs. 3,226.43 bn	6.4

Energy

Petroleum Products

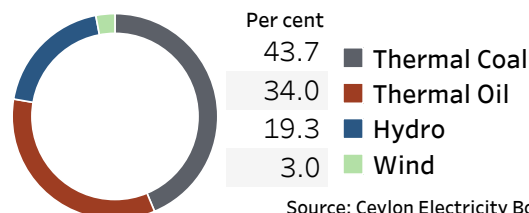
Crude Oil			Refined (Singapore Platts)		
04-May-22 *	27-Apr-22	OPEC	Petrol	Diesel	Kerosene
Brent	WTI	105.33	127.28	143.78	139.39
105.72	103.26				



Source: Reuters, Bloomberg

Electricity Generation

	29-Apr-22
Total Energy (GWh)	42.68
Peak Demand (MW)	2,228.70



Source: Ceylon Electricity Board