



Real GDP: 2021 3.7%

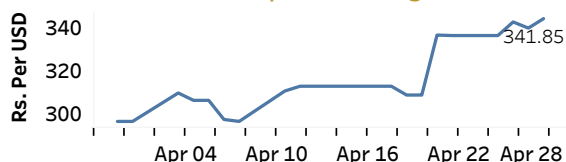
NCPI Y-o-Y Change: March 21.5%

CCPI Y-o-Y Change: March 18.7%

Exchange Rates

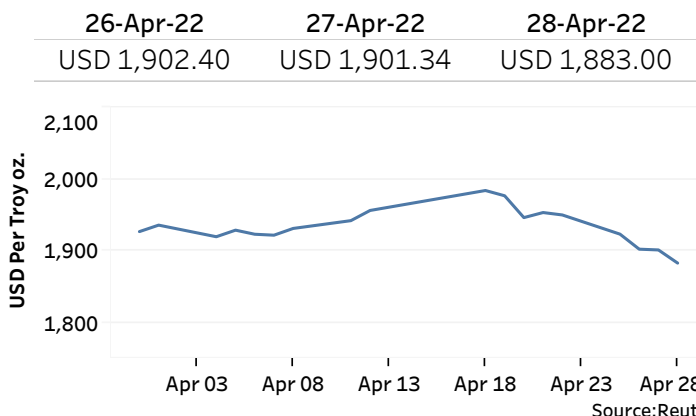
28-Apr-22	TT Buying	TT Selling
Rs. Per Unit		
USD	342.1673	354.9960
GBP	431.3805	448.6799
EUR	365.2308	377.2790
JPY	2.6746	2.7802

Indicative USD Spot Exchange Rate



Source: Central Bank of Sri Lanka

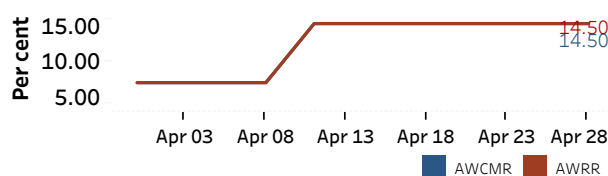
Gold Price



Money Market

Policy Rates: SDF Rate: 13.50% SLF Rate: 14.50% Bank Rate: 17.50% SRR: 4.00%

Overnight Money Market Rates



Yield Rates of T-Bills

	Primary Market 22-Apr-22	Secondary Market 27-Apr-22
91 Day	23.21	18.87
182 Day	24.77	13.62
364 Day	24.36	22.31

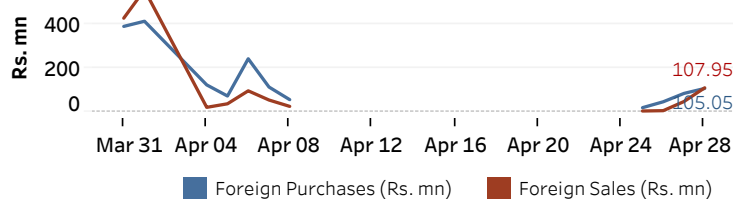
Source: Central Bank of Sri Lanka

	27-Apr-22	28-Apr-22
Overnight Liquidity (Rs. bn)	-688.29	-610.73

Share Market

	28-Apr-22
ASPI	7,611.43
S&P SL20	2,503.73
Daily Turnover	Rs. 2,984.65 mn

Foreign Purchases and Sales

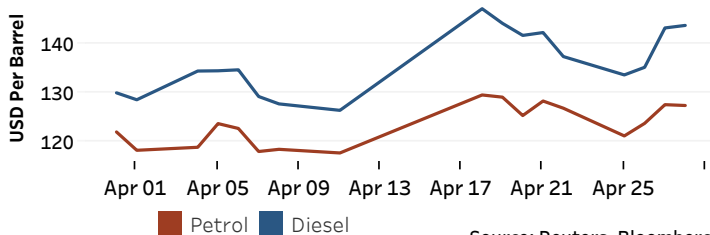


Source: Colombo Stock Exchange

Market Capitalisation	PE Ratio
Rs. 3,210.27 bn	6.8

Energy

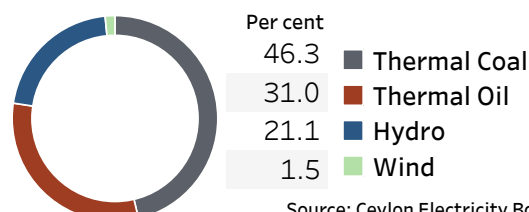
Crude Oil			Refined (Singapore Platts)		
29-Apr-22 *	27-Apr-22	28-Apr-22	Petrol	Diesel	Kerosene
Brent	WTI	OPEC	127.28	143.78	139.39
107.00	104.77	105.33			



Source: Reuters, Bloomberg

Electricity Generation

	28-Apr-22
Total Energy (GWh)	42.63
Peak Demand (MW)	2,066.60



Source: Ceylon Electricity Board