



Real GDP: 2021 3.7%

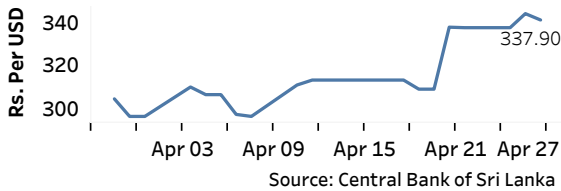
NCPI Y-o-Y Change: March 21.5%

CCPI Y-o-Y Change: March 18.7%

### Exchange Rates

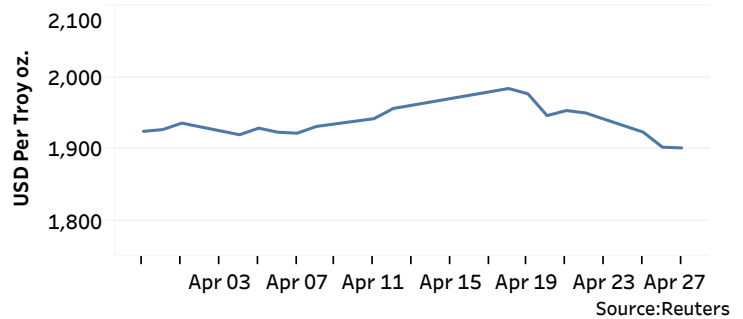
27-Apr-22	TT Buying	TT Selling
Rs. Per Unit		
USD	337.8229	350.4972
GBP	427.7423	444.9378
EUR	364.4263	376.4149
JPY	2.6655	2.7707

#### Indicative USD Spot Exchange Rate



### Gold Price

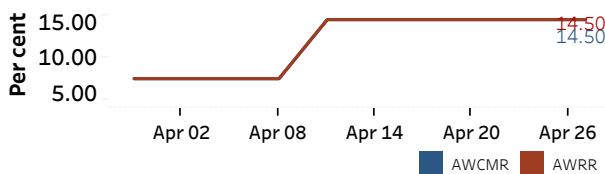
25-Apr-22	26-Apr-22	27-Apr-22
USD 1,923.35	USD 1,902.40	USD 1,901.34



### Money Market

Policy Rates: SDF Rate: 13.50% SLF Rate: 14.50% Bank Rate: 17.50% SRR: 4.00%

#### Overnight Money Market Rates



	26-Apr-22	27-Apr-22
Overnight Liquidity (Rs. bn)	-640.57	-688.29

#### Yield Rates of T-Bills

	Primary Market 22-Apr-22	Secondary Market 26-Apr-22
91 Day	23.21	18.87
182 Day	24.77	13.62
364 Day	24.36	22.31

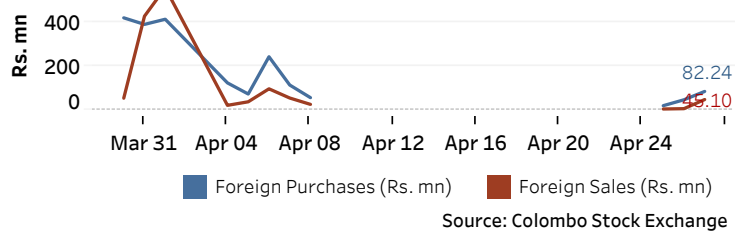
Source: Central Bank of Sri Lanka

### Share Market

	27-Apr-22
ASPI	7,280.52
S&P SL20	2,356.71
Daily Turnover	Rs. 2,184.77 mn

Market Capitalisation	PE Ratio
Rs. 3,189.17 bn	6.6

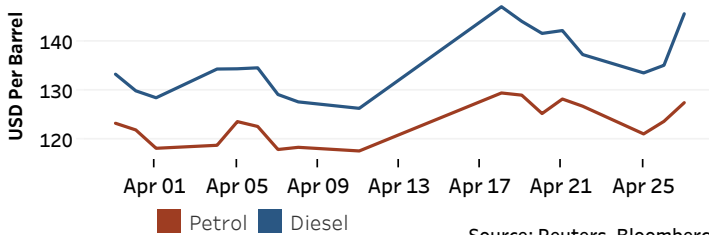
#### Foreign Purchases and Sales



### Energy

#### Petroleum Products

Crude Oil			Refined (Singapore Platts)		
28-Apr-22 *	26-Apr-22	27-Apr-22	Petrol	Diesel	Kerosene
Brent	WTI	OPEC	127.45	145.77	138.48
104.22	101.15	102.94			



#### Electricity Generation

	27-Apr-22
Total Energy (GWh)	44.51
Peak Demand (MW)	2,200.50

