



Real GDP: 2021 3.7%

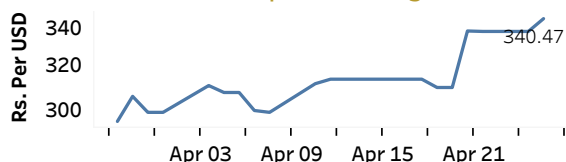
NCPI Y-o-Y Change: March 21.5%

CCPI Y-o-Y Change: March 18.7%

Exchange Rates

26-Apr-22	TT Buying	TT Selling
Rs. Per Unit		
USD	333.8875	346.4956
GBP	428.5863	445.8133
EUR	362.9428	374.9215
JPY	2.6346	2.7393

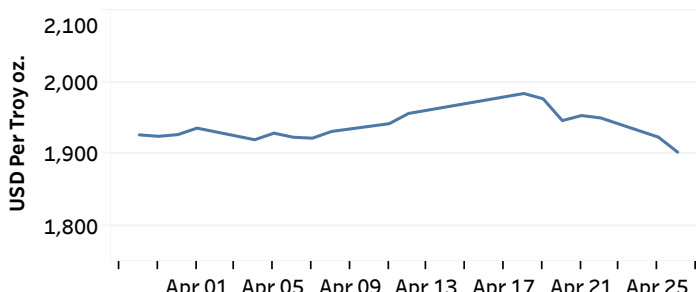
Indicative USD Spot Exchange Rate



Source: Central Bank of Sri Lanka

Gold Price

22-Apr-22	25-Apr-22	26-Apr-22
USD 1,950.08	USD 1,923.35	USD 1,902.40

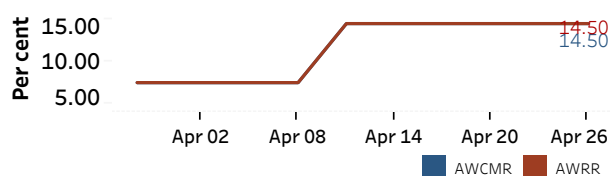


Source: Reuters

Money Market

Policy Rates: SDF Rate: 13.50% SLF Rate: 14.50% Bank Rate: 17.50% SRR: 4.00%

Overnight Money Market Rates



25-Apr-22 26-Apr-22

Overnight Liquidity (Rs. bn) -579.32 -640.57

Yield Rates of T-Bills

	Primary Market	Secondary Market
	22-Apr-22	25-Apr-22
91 Day	23.21	18.96
182 Day	24.77	13.62
364 Day	24.36	22.31

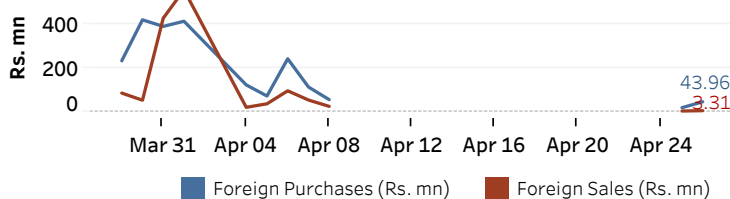
Source: Central Bank of Sri Lanka

Share Market

26-Apr-22	
ASPI	6,905.37
S&P SL20	2,125.96
Daily Turnover	Rs.800.42 mn

Market Capitalisation Rs. 2,938.82 bn PE Ratio 6.1

Foreign Purchases and Sales

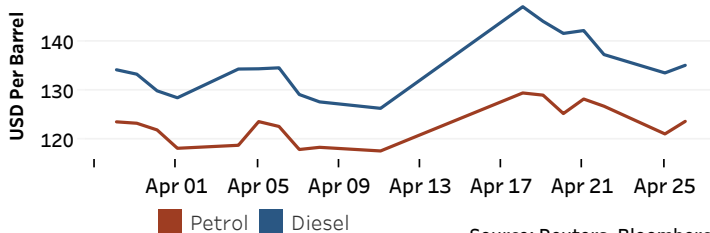


Source: Colombo Stock Exchange

Energy

Petroleum Products

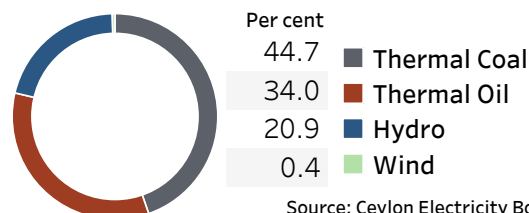
Crude Oil			Refined (Singapore Platts)		
27-Apr-22 *	25-Apr-22	26-Apr-22	Petrol	Diesel	Kerosene
Brent	WTI	OPEC	123.60	135.15	131.00
106.07	102.64	101.93			



Source: Reuters, Bloomberg

Electricity Generation

26-Apr-22	
Total Energy (GWh)	44.23
Peak Demand (MW)	2,263.30



Source: Ceylon Electricity Board