



Real GDP: 2021 3.7%

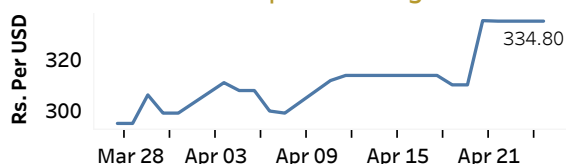
NCPI Y-o-Y Change: March 21.5%

CCPI Y-o-Y Change: March 18.7%

Exchange Rates

25-Apr-22	TT Buying	TT Selling
Rs. Per Unit		
USD	330.0000	342.4979
GBP	424.9311	440.1673
EUR	360.4563	372.3748
JPY	2.5857	2.6891

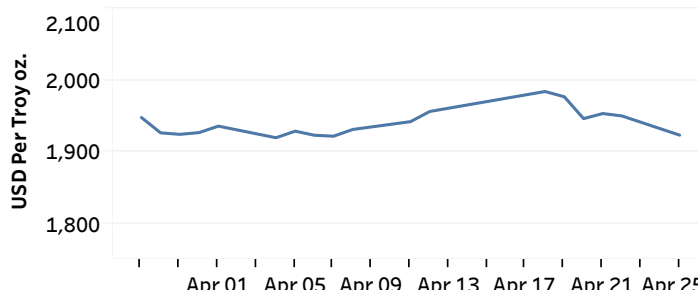
Indicative USD Spot Exchange Rate



Source: Central Bank of Sri Lanka

Gold Price

21-Apr-22	22-Apr-22	25-Apr-22
USD 1,953.45	USD 1,950.08	USD 1,923.35

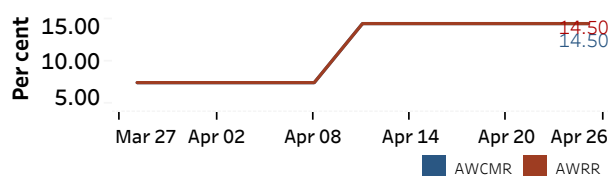


Source: Reuters

Money Market

Policy Rates: SDF Rate: 13.50% SLF Rate: 14.50% Bank Rate: 17.50% SRR: 4.00%

Overnight Money Market Rates



22-Apr-22 25-Apr-22

Overnight Liquidity (Rs. bn) -624.11 -579.32

Yield Rates of T-Bills

	Primary Market	Secondary Market
	22-Apr-22	22-Apr-22
91 Day	23.21	18.96
182 Day	24.77	13.62
364 Day	24.36	23.88

Source: Central Bank of Sri Lanka

Share Market

	25-Apr-22
ASPI	7,513.85
S&P SL20	2,355.54

Daily Turnover

Rs. 265.39 mn

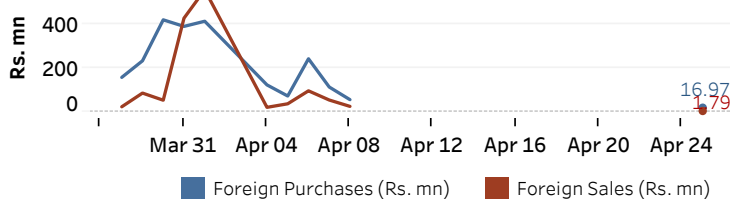
Market Capitalisation

Rs. 3,244.81 bn

PE Ratio

6.8

Foreign Purchases and Sales



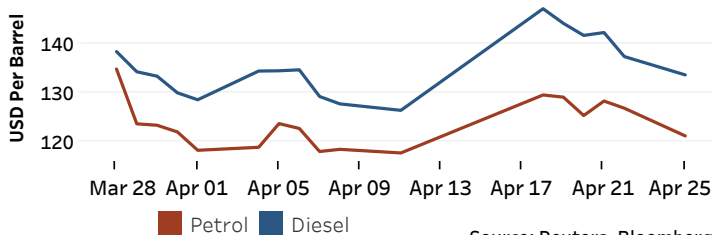
Source: Colombo Stock Exchange

Energy

USD per Barrel

Petroleum Products

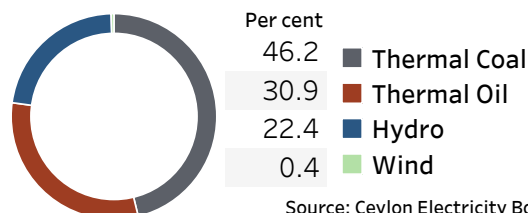
Crude Oil			Refined (Singapore Platts)		
26-Apr-22 *	22-Apr-22		25-Apr-22		
Brent	WTI	OPEC	Petrol	Diesel	Kerosene
102.73	98.89	107.66	121.01	133.58	128.84



Source: Reuters, Bloomberg

Electricity Generation

	25-Apr-22
Total Energy (GWh)	42.96
Peak Demand (MW)	2,183.10



Source: Ceylon Electricity Board