



Real GDP: 2021 3.7%

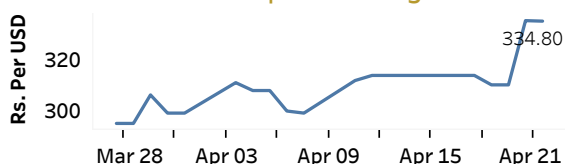
NCPI Y-o-Y Change: March 21.5%

CCPI Y-o-Y Change: March 18.7%

### Exchange Rates

22-Apr-22	TT Buying	TT Selling
Rs. Per Unit		
USD	327.5000	339.9979
GBP	429.3506	444.7142
EUR	359.8321	371.7859
JPY	2.5612	2.6659

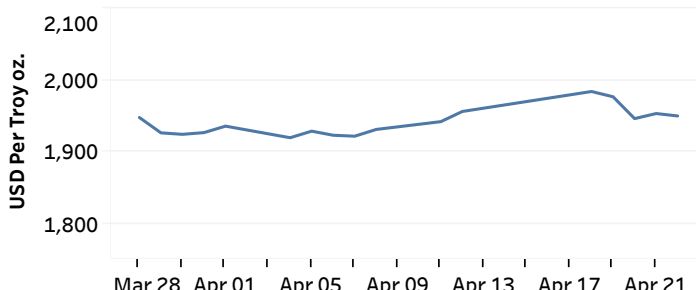
#### Indicative USD Spot Exchange Rate



Source: Central Bank of Sri Lanka

### Gold Price

20-Apr-22	21-Apr-22	22-Apr-22
USD 1,946.39	USD 1,953.45	USD 1,950.08

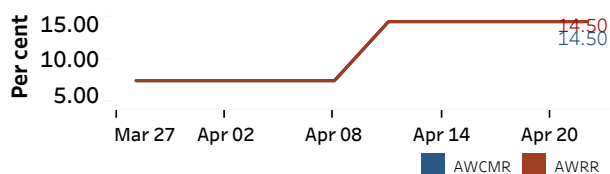


Source: Reuters

### Money Market

Policy Rates: SDF Rate: 13.50% SLF Rate: 14.50% Bank Rate: 17.50% SRR: 4.00%

#### Overnight Money Market Rates



21-Apr-22 22-Apr-22

Overnight Liquidity (Rs. bn) -583.46 -624.11

#### Yield Rates of T-Bills

	Primary Market 18-Apr-22	Secondary Market 21-Apr-22
91 Day	19.71	18.96
182 Day	22.73	13.62
364 Day	23.36	13.46

Source: Central Bank of Sri Lanka

### Share Market

	08-Apr-22
ASPI	8,135.25
S&P SL20	2,623.90

#### Daily Turnover

Rs. 1,249.85 mn

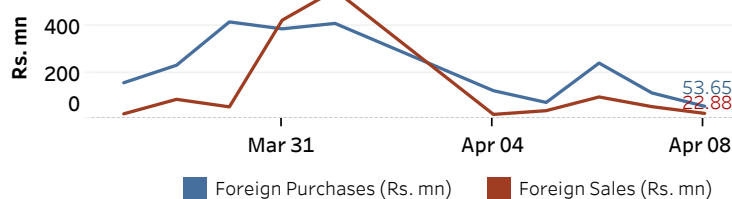
#### Market Capitalisation

Rs. 3,538.06 bn

#### PE Ratio

8.1

#### Foreign Purchases and Sales



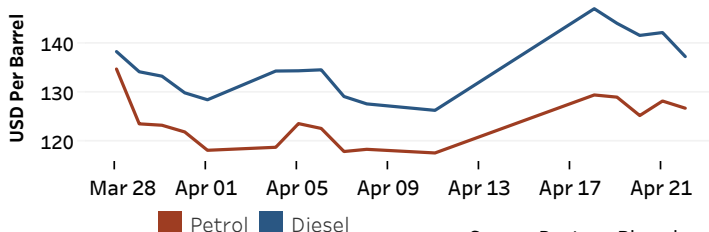
Source: Colombo Stock Exchange

### Energy

USD per Barrel

#### Petroleum Products

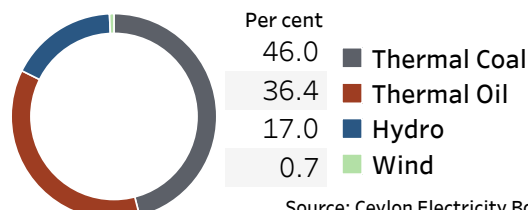
Crude Oil			Refined (Singapore Platts)		
25-Apr-22 *	21-Apr-22		22-Apr-22		
Brent	WTI	OPEC	Petrol	Diesel	Kerosene
103.77	99.26	108.81	126.72	137.36	134.40



Source: Reuters, Bloomberg

#### Electricity Generation

	22-Apr-22
Total Energy (GWh)	42.88
Peak Demand (MW)	1,994.80



Source: Ceylon Electricity Board