



Real GDP: 2021 3.7%

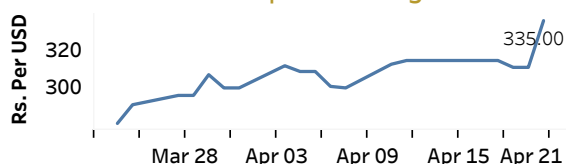
NCPI Y-o-Y Change: March 21.5%

CCPI Y-o-Y Change: March 18.7%

### Exchange Rates

21-Apr-22	TT Buying	TT Selling
Rs. Per Unit		
USD	327.5000	339.9979
GBP	430.2501	445.6260
EUR	359.5836	371.5310
JPY	2.5646	2.6693

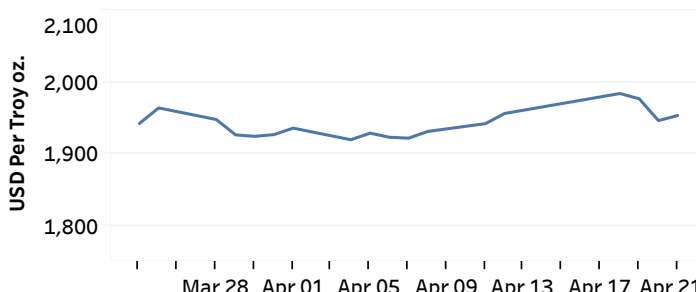
#### Indicative USD Spot Exchange Rate



Source: Central Bank of Sri Lanka

### Gold Price

19-Apr-22	20-Apr-22	21-Apr-22
USD 1,976.80	USD 1,946.39	USD 1,953.45

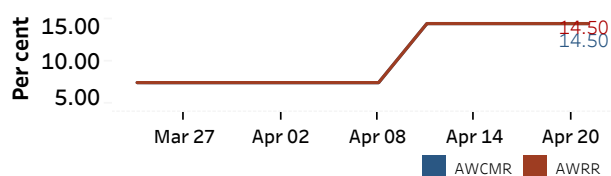


Source: Reuters

### Money Market

Policy Rates: SDF Rate: 13.50% SLF Rate: 14.50% Bank Rate: 17.50% SRR: 4.00%

#### Overnight Money Market Rates



20-Apr-22 21-Apr-22

Overnight Liquidity (Rs. bn) -622.27 -583.46

#### Yield Rates of T-Bills

	Primary Market 18-Apr-22	Secondary Market 20-Apr-22
91 Day	19.71	19.42
182 Day	22.73	13.62
364 Day	23.36	13.46

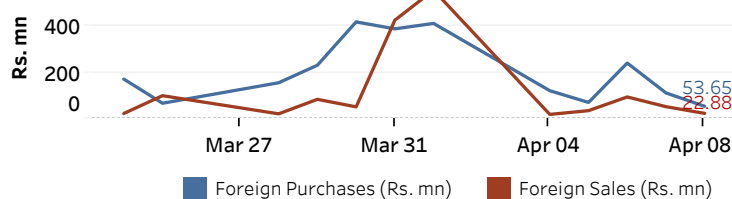
Source: Central Bank of Sri Lanka

### Share Market

	08-Apr-22
ASPI	8,135.25
S&P SL20	2,623.90
Daily Turnover	Rs. 1,249.85 mn

Market Capitalisation	PE Ratio
Rs. 3,538.06 bn	8.1

#### Foreign Purchases and Sales

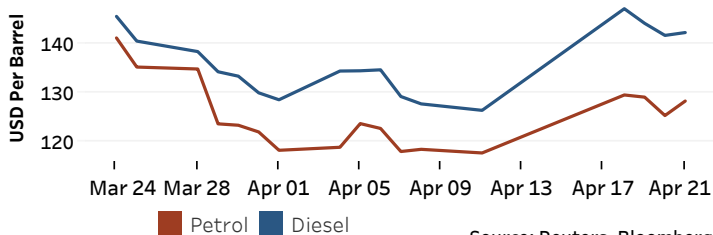


Source: Colombo Stock Exchange

### Energy

#### Petroleum Products

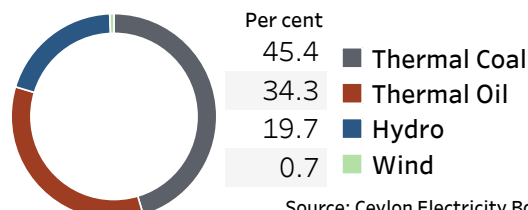
Crude Oil			Refined (Singapore Platts)		
22-Apr-22 *	20-Apr-22		21-Apr-22		
Brent	WTI	OPEC	Petrol	Diesel	Kerosene
107.51	103.01	107.97	128.20	142.31	138.89



Source: Reuters, Bloomberg

#### Electricity Generation

	21-Apr-22
Total Energy (GWh)	43.46
Peak Demand (MW)	2,186.90



Source: Ceylon Electricity Board