



Real GDP: 2021 3.7%

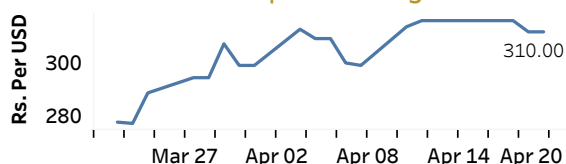
NCPI Y-o-Y Change: February 17.5%

CCPI Y-o-Y Change: March 18.7%

Exchange Rates

20-Apr-22	TT Buying	TT Selling
Rs. Per Unit		
USD	327.5000	339.9979
GBP	429.4699	444.6498
EUR	358.3018	370.2304
JPY	2.5527	2.6570

Indicative USD Spot Exchange Rate



Source: Central Bank of Sri Lanka

Gold Price

18-Apr-22	19-Apr-22	20-Apr-22
USD 1,984.14	USD 1,976.80	USD 1,946.39

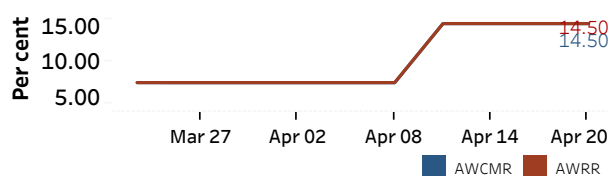


Source: Reuters

Money Market

Policy Rates: SDF Rate: 13.50% SLF Rate: 14.50% Bank Rate: 17.50% SRR: 4.00%

Overnight Money Market Rates



19-Apr-22 20-Apr-22

Overnight Liquidity (Rs. bn) -603.43 -622.27

Yield Rates of T-Bills

	Primary Market	Secondary Market
	18-Apr-22	19-Apr-22
91 Day	19.71	15.18
182 Day	22.73	13.62
364 Day	23.36	13.46

Source: Central Bank of Sri Lanka

Share Market

	08-Apr-22
ASPI	8,135.25
S&P SL20	2,623.90

Daily Turnover

Rs. 1,249.85 mn

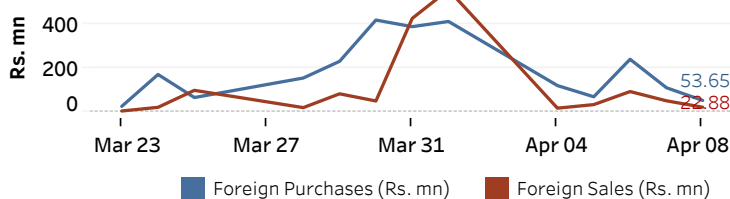
Market Capitalisation

Rs. 3,538.06 bn

PE Ratio

8.1

Foreign Purchases and Sales



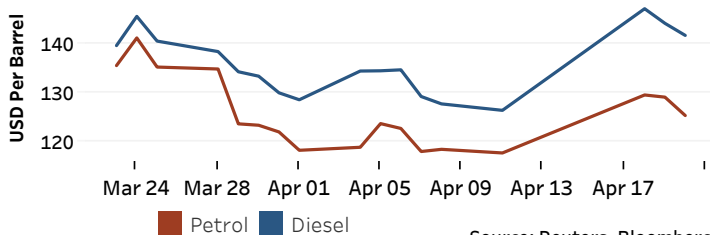
Source: Colombo Stock Exchange

Energy

USD per Barrel

Petroleum Products

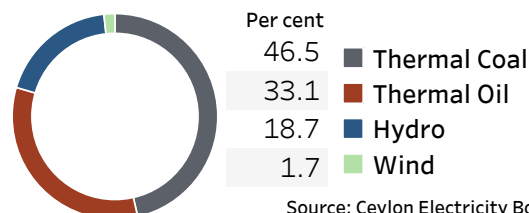
Crude Oil			Refined (Singapore Platts)		
21-Apr-22 *	19-Apr-22		20-Apr-22		
Brent	WTI	OPEC	Petrol	Diesel	Kerosene
107.61	102.75	110.52	125.21	141.72	138.03



Source: Reuters, Bloomberg

Electricity Generation

	20-Apr-22
Total Energy (GWh)	42.71
Peak Demand (MW)	2,205.50



Source: Ceylon Electricity Board