



Real GDP: 2021 3.7%

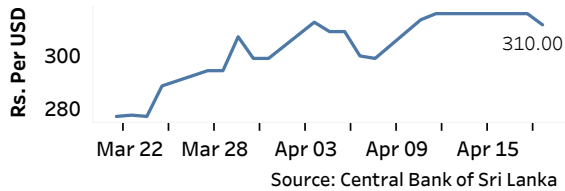
NCPI Y-o-Y Change: February 17.5%

CCPI Y-o-Y Change: March 18.7%

Exchange Rates

19-Apr-22	TT Buying	TT Selling
Rs. Per Unit		
USD	327.5000	339.9979
GBP	428.5138	443.6765
EUR	357.4220	369.3318
JPY	2.5808	2.6855

Indicative USD Spot Exchange Rate



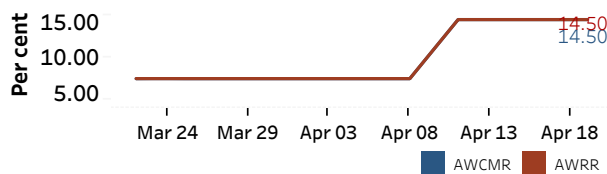
Gold Price



Money Market

Policy Rates: SDF Rate: 13.50% SLF Rate: 14.50% Bank Rate: 17.50% SRR: 4.00%

Overnight Money Market Rates



	18-Apr-22	19-Apr-22
Overnight Liquidity (Rs. bn)	-610.95	-603.43

Yield Rates of T-Bills

	Primary Market 18-Apr-22	Secondary Market 18-Apr-22
91 Day	19.71	15.18
182 Day	22.73	13.62
364 Day	23.36	13.46

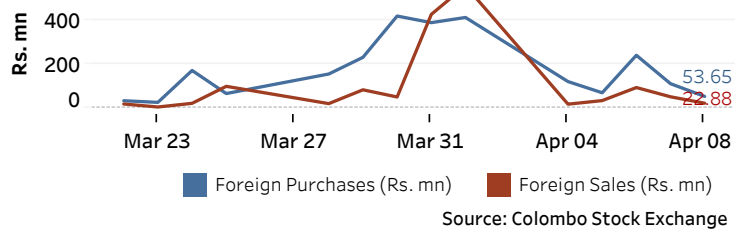
Source: Central Bank of Sri Lanka

Share Market

	08-Apr-22
ASPI	8,135.25
S&P SL20	2,623.90
Daily Turnover	Rs. 1,249.85 mn

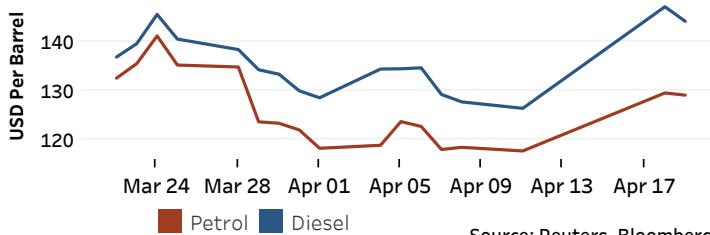
Market Capitalisation	PE Ratio
Rs. 3,538.06 bn	8.1

Foreign Purchases and Sales



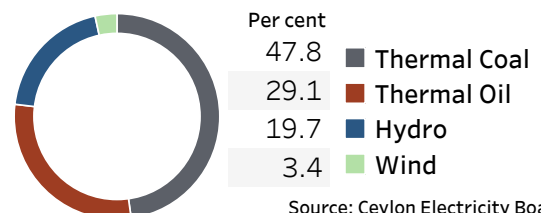
Energy

Crude Oil			Refined (Singapore Platts)		
20-Apr-22 *	18-Apr-22	19-Apr-22	Petrol	Diesel	Kerosene
Brent	WTI	OPEC	129.00	144.21	141.25
107.33	102.64	110.54			



Electricity Generation

	19-Apr-22
Total Energy (GWh)	41.18
Peak Demand (MW)	2,084.30



Source: Ceylon Electricity Board