



Real GDP: 2021 3.7%

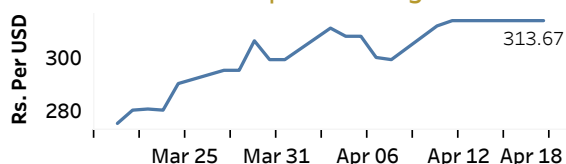
NCPI Y-o-Y Change: February 17.5%

CCPI Y-o-Y Change: March 18.7%

Exchange Rates

18-Apr-22	TT Buying	TT Selling
Rs. Per Unit		
USD	322.7201	334.9975
GBP	423.6836	438.6727
EUR	353.3027	365.0453
JPY	2.5659	2.6696

Indicative USD Spot Exchange Rate



Source: Central Bank of Sri Lanka

Gold Price

11-Apr-22	12-Apr-22	18-Apr-22
USD 1,942.15	USD 1,956.34	USD 1,984.14

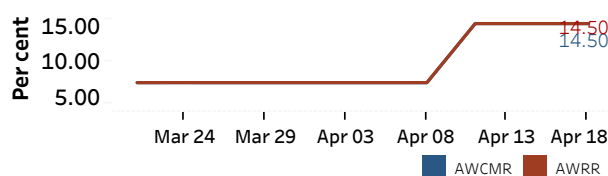


Source: Reuters

Money Market

Policy Rates: SDF Rate: 13.50% SLF Rate: 14.50% Bank Rate: 17.50% SRR: 4.00%

Overnight Money Market Rates



12-Apr-22 18-Apr-22

Overnight Liquidity (Rs. bn) -600.46 -610.95

Yield Rates of T-Bills

	Primary Market 08-Apr-22	Secondary Market 12-Apr-22
91 Day	14.12	15.18
182 Day	15.36	13.62
364 Day	15.69	13.46

Source: Central Bank of Sri Lanka

Share Market

08-Apr-22	
ASPI	8,135.25
S&P SL20	2,623.90

Daily Turnover

Rs. 1,249.85 mn

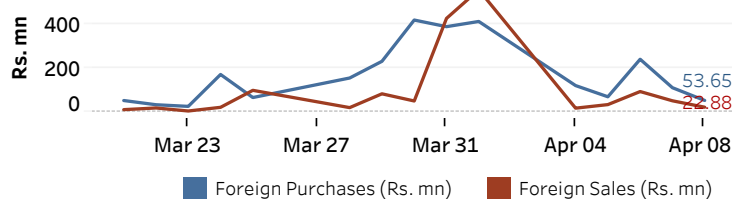
Market Capitalisation

Rs. 3,538.06 bn

PE Ratio

8.1

Foreign Purchases and Sales



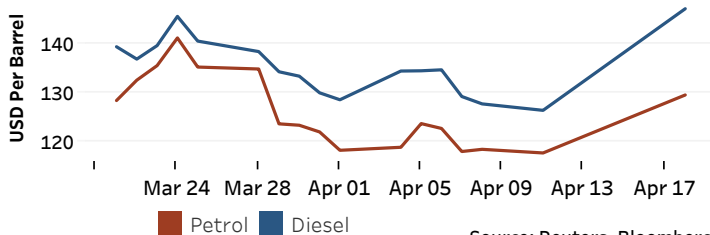
Source: Colombo Stock Exchange

Energy

USD per Barrel

Petroleum Products

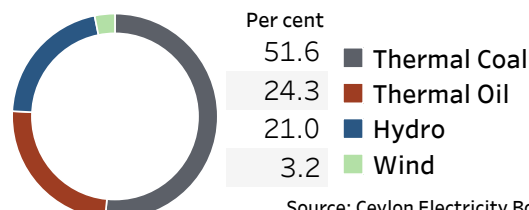
Crude Oil			Refined (Singapore Platts)		
19-Apr-22 *	12-Apr-22		18-Apr-22		
Brent	WTI	OPEC	Petrol	Diesel	Kerosene
112.85	107.76	102.41	129.45	147.22	142.40



Source: Reuters, Bloomberg

Electricity Generation

	18-Apr-22
Total Energy (GWh)	37.91
Peak Demand (MW)	2,071.40



Source: Ceylon Electricity Board