



Real GDP: 2021 3.7%

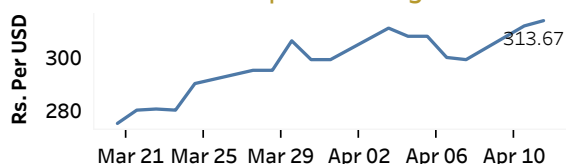
NCPI Y-o-Y Change: February 17.5%

CCPI Y-o-Y Change: March 18.7%

### Exchange Rates

12-Apr-22	TT Buying	TT Selling
Rs. Per Unit		
USD	319.2050	329.9975
GBP	416.2942	431.2723
EUR	350.0532	361.8357
JPY	2.5493	2.6535

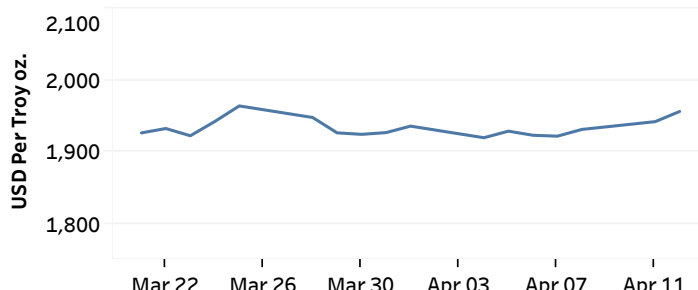
#### Indicative USD Spot Exchange Rate



Source: Central Bank of Sri Lanka

### Gold Price

08-Apr-22	11-Apr-22	12-Apr-22
USD 1,931.30	USD 1,942.15	USD 1,956.34

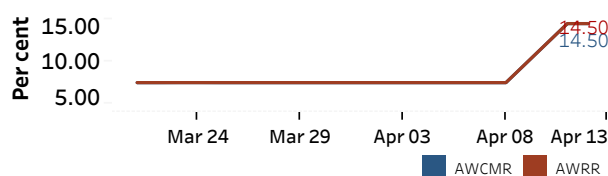


Source: Reuters

### Money Market

Policy Rates: SDF Rate: 13.50% SLF Rate: 14.50% Bank Rate: 17.50% SRR: 4.00%

#### Overnight Money Market Rates



11-Apr-22 12-Apr-22

Overnight Liquidity (Rs. bn) -601.62 -600.46

#### Yield Rates of T-Bills

	Primary Market	Secondary Market
	08-Apr-22	11-Apr-22
91 Day	14.12	15.18
182 Day	15.36	13.62
364 Day	15.69	13.52

Source: Central Bank of Sri Lanka

### Share Market

	08-Apr-22
ASPI	8,135.25
S&P SL20	2,623.90

#### Daily Turnover

Rs. 1,249.85 mn

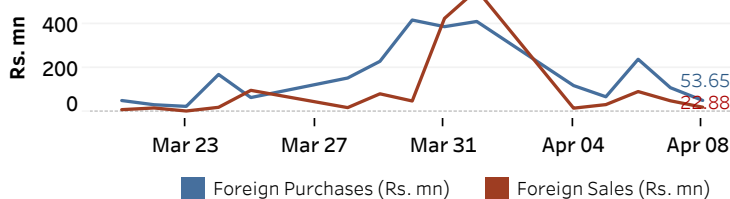
#### Market Capitalisation

Rs. 3,538.06 bn

#### PE Ratio

8.1

#### Foreign Purchases and Sales



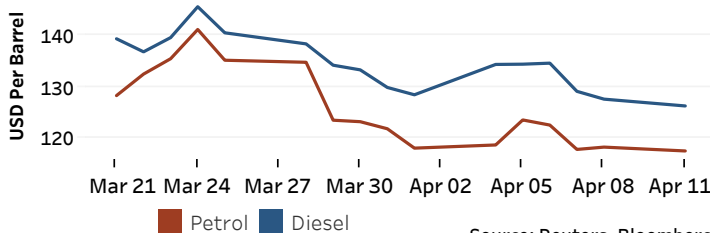
Source: Colombo Stock Exchange

### Energy

USD per Barrel

#### Petroleum Products

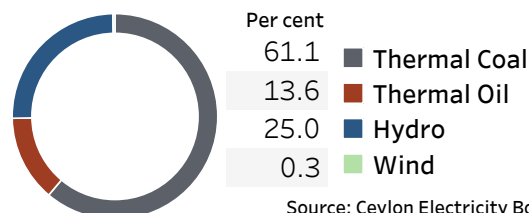
Crude Oil			Refined (Singapore Platts)		
18-Apr-22 *	08-Apr-22		11-Apr-22		
Brent	WTI	OPEC	Petrol	Diesel	Kerosene
112.95	108.01	101.02	117.50	126.28	124.13



Source: Reuters, Bloomberg

#### Electricity Generation

	12-Apr-22
Total Energy (GWh)	32.07
Peak Demand (MW)	1,522.90



Source: Ceylon Electricity Board