



Real GDP: 2021 3.7%

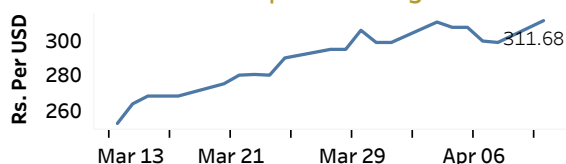
NCPI Y-o-Y Change: February 17.5%

CCPI Y-o-Y Change: March 18.7%

Exchange Rates

11-Apr-22	TT Buying	TT Selling
Rs. Per Unit		
USD	316.7950	327.4999
GBP	413.0331	427.9113
EUR	347.8565	359.5515
JPY	2.5396	2.6433

Indicative USD Spot Exchange Rate



Source: Central Bank of Sri Lanka

Gold Price

07-Apr-22	08-Apr-22	11-Apr-22
USD 1,921.90	USD 1,931.30	USD 1,942.15




Source: Reuters

Money Market

Policy Rates: SDF Rate: 13.50% SLF Rate: 14.50% Bank Rate: 17.50% SRR: 4.00%

Overnight Money Market Rates



08-Apr-22 11-Apr-22

Overnight Liquidity (Rs. bn) -550.47 -601.62

Yield Rates of T-Bills

	Primary Market	Secondary Market
	08-Apr-22	08-Apr-22
91 Day	14.12	14.13
182 Day	15.36	13.74
364 Day	15.69	13.81

Source: Central Bank of Sri Lanka

Share Market

	08-Apr-22
ASPI	8,135.25
S&P SL20	2,623.90

Daily Turnover

Rs. 1,249.85 mn

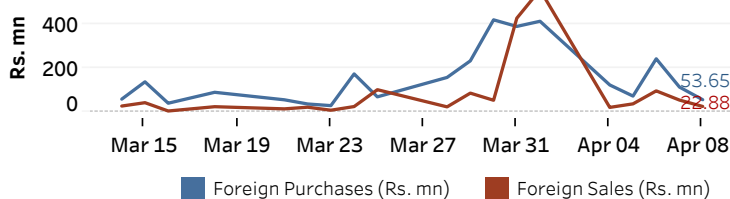
Market Capitalisation

Rs. 3,538.06 bn

PE Ratio

8.1

Foreign Purchases and Sales



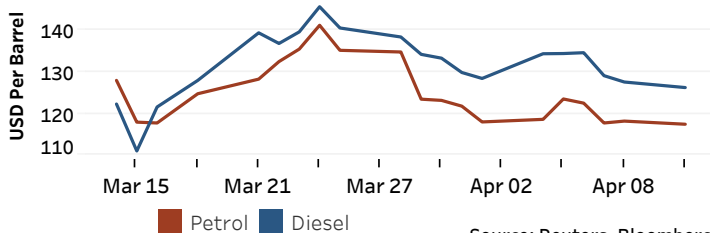
Source: Colombo Stock Exchange

Energy

USD per Barrel

Petroleum Products

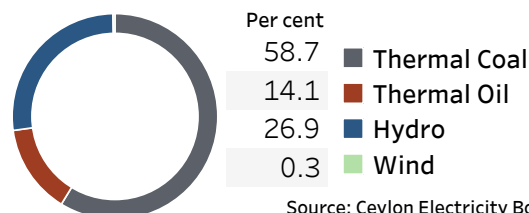
Crude Oil			Refined (Singapore Platts)		
12-Apr-22 *	08-Apr-22		11-Apr-22		
Brent	WTI	OPEC	Petrol	Diesel	Kerosene
99.72	95.59	101.02	117.50	126.28	124.13



Source: Reuters, Bloomberg

Electricity Generation

	11-Apr-22
Total Energy (GWh)	33.19
Peak Demand (MW)	1,943.30



Source: Ceylon Electricity Board