



Real GDP: 2021 3.7%

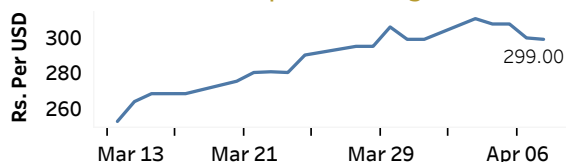
NCPI Y-o-Y Change: February 17.5%

CCPI Y-o-Y Change: March 18.7%

### Exchange Rates

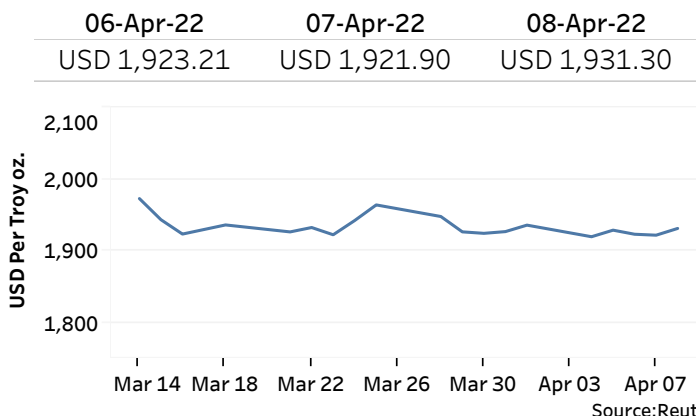
08-Apr-22	TT Buying	TT Selling
Rs. Per Unit		
USD	310.8802	321.4971
GBP	407.0874	421.8945
EUR	340.8309	352.4222
JPY	2.5138	2.6172

#### Indicative USD Spot Exchange Rate



Source: Central Bank of Sri Lanka

### Gold Price

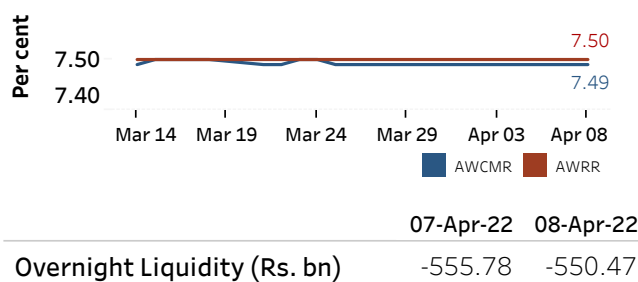


Source: Reuters

### Money Market

Policy Rates: SDF Rate: 13.50% SLF Rate: 14.50% Bank Rate: 17.50% SRR: 4.00%

#### Overnight Money Market Rates



#### Yield Rates of T-Bills

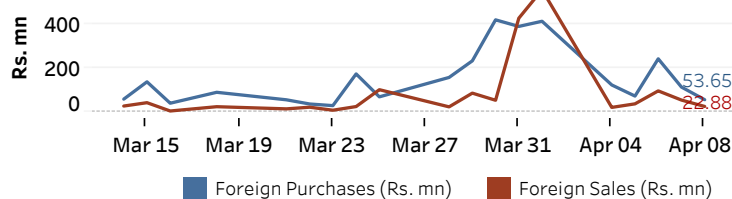
	Primary Market 01-Apr-22	Secondary Market 07-Apr-22
91 Day	12.92	12.97
182 Day	12.25	12.12
364 Day	12.28	11.85

Source: Central Bank of Sri Lanka

### Share Market

	08-Apr-22
ASPI	8,135.25
S&P SL20	2,623.90
Daily Turnover	Rs. 1,249.85 mn

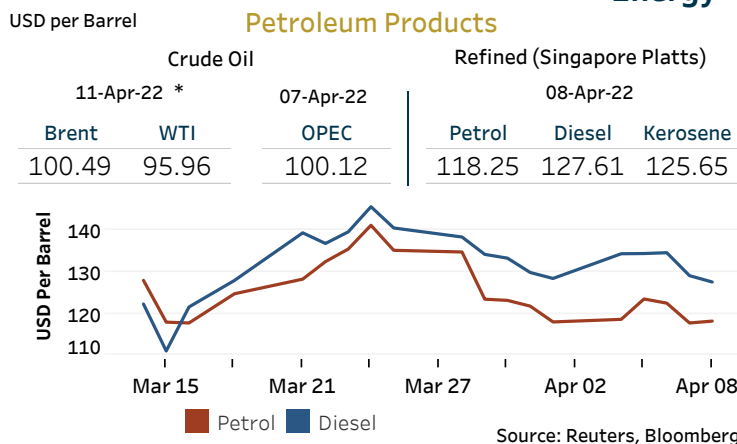
#### Foreign Purchases and Sales



Source: Colombo Stock Exchange

Market Capitalisation	PE Ratio
Rs. 3,538.06 bn	8.1

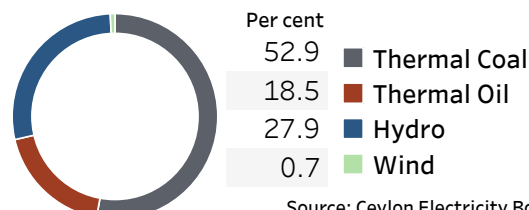
### Energy



Source: Reuters, Bloomberg

#### Electricity Generation

	08-Apr-22
Total Energy (GWh)	37.52
Peak Demand (MW)	1,625.30



Source: Ceylon Electricity Board