



Real GDP: 2021 3.7%

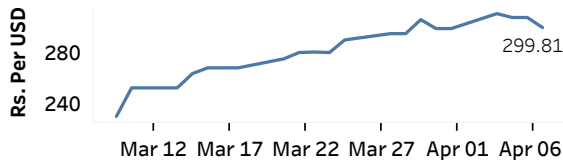
NCPI Y-o-Y Change: February 17.5%

CCPI Y-o-Y Change: March 18.7%

### Exchange Rates

07-Apr-22	TT Buying	TT Selling
Rs. Per Unit		
USD	309.3802	319.9971
GBP	405.4318	420.2440
EUR	340.5925	352.2093
JPY	2.5056	2.6090

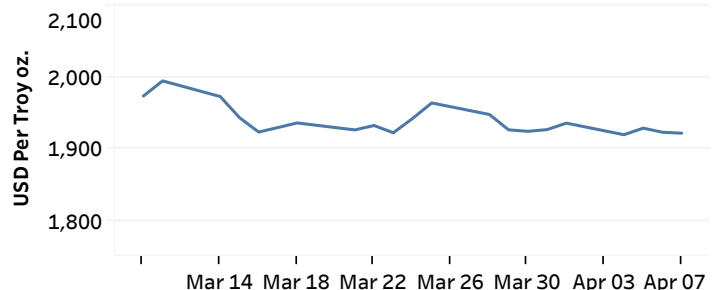
#### Indicative USD Spot Exchange Rate



Source: Central Bank of Sri Lanka

### Gold Price

05-Apr-22	06-Apr-22	07-Apr-22
USD 1,928.89	USD 1,923.21	USD 1,921.90

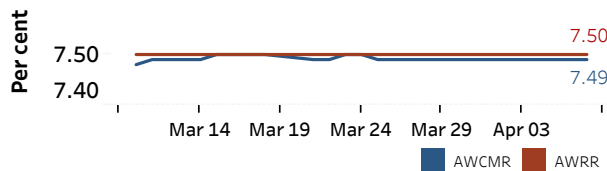


Source: Reuters

### Money Market

Policy Rates: SDF Rate: 6.50% SLF Rate: 7.50% Bank Rate: 10.50% SRR: 4.00%

#### Overnight Money Market Rates



06-Apr-22 07-Apr-22

Overnight Liquidity (Rs. bn) -586.05 -555.78

#### Yield Rates of T-Bills

	Primary Market 01-Apr-22	Secondary Market 06-Apr-22
91 Day	12.92	12.97
182 Day	12.25	12.12
364 Day	12.28	11.85

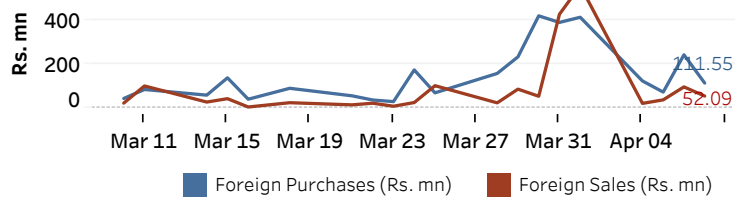
Source: Central Bank of Sri Lanka

### Share Market

07-Apr-22		
ASPI	▼	8,249.70
S&P SL20	▼	2,668.37
Daily Turnover		
Rs. 1,463.94 mn		

Market Capitalisation	PE Ratio
Rs. 3,571.43 bn	8.1

#### Foreign Purchases and Sales

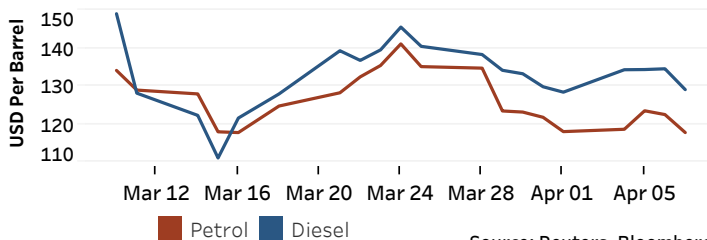


Source: Colombo Stock Exchange

### Energy

#### Petroleum Products

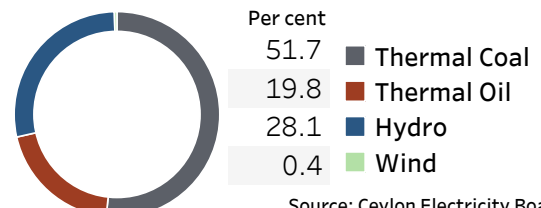
Crude Oil			Refined (Singapore Platts)		
08-Apr-22 *	06-Apr-22	07-Apr-22	Petrol	Diesel	Kerosene
Brent	WTI	OPEC	117.80	129.13	126.36
101.05	96.60	106.13			



Source: Reuters, Bloomberg

#### Electricity Generation

07-Apr-22	
Total Energy (GWh)	38.52
Peak Demand (MW)	1,659.60



Source: Ceylon Electricity Board