



Real GDP: 2021 3.7%

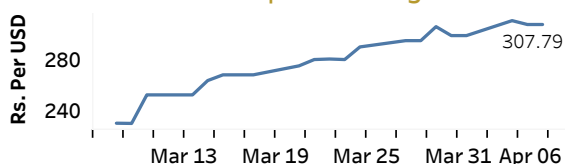
NCPI Y-o-Y Change: February 17.5%

CCPI Y-o-Y Change: March 18.7%

Exchange Rates

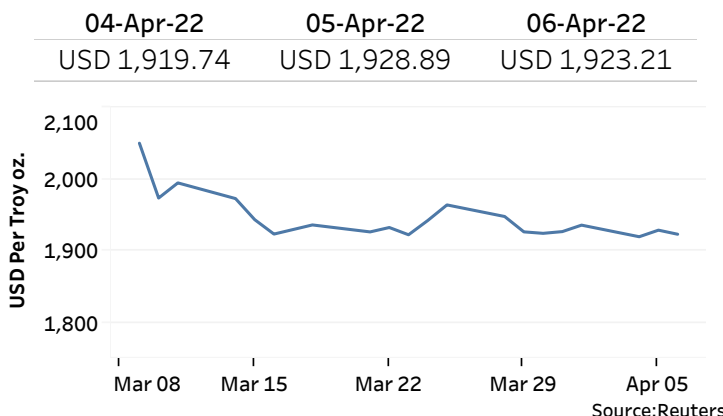
06-Apr-22	TT Buying	TT Selling
Rs. Per Unit		
USD	298.1064	308.4951
GBP	390.1598	404.7134
EUR	327.7094	339.0712
JPY	2.4073	2.5096

Indicative USD Spot Exchange Rate



Source: Central Bank of Sri Lanka

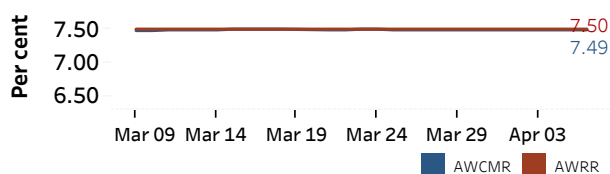
Gold Price



Money Market

Policy Rates: SDF Rate: 6.50% SLF Rate: 7.50% Bank Rate: 10.50% SRR: 4.00%

Overnight Money Market Rates



Yield Rates of T-Bills

	Primary Market 01-Apr-22	Secondary Market 05-Apr-22
91 Day	12.92	12.97
182 Day	12.25	12.12
364 Day	12.28	11.99

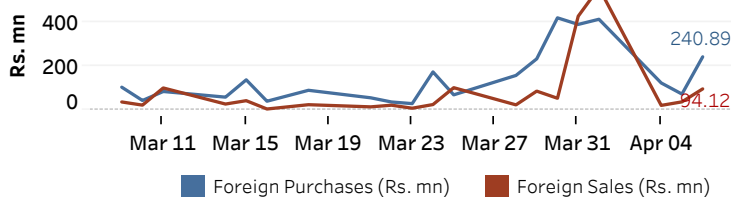
Source: Central Bank of Sri Lanka

	05-Apr-22	06-Apr-22
Overnight Liquidity (Rs. bn)	-578.24	-586.05

Share Market

	06-Apr-22
ASPI	8,580.93
S&P SL20	2,797.52
Daily Turnover	Rs. 1,944.68 mn

Foreign Purchases and Sales

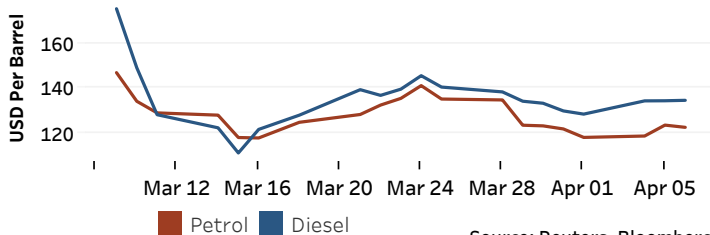


Source: Colombo Stock Exchange

Market Capitalisation	PE Ratio
Rs. 3,765.28 bn	8.6

Energy

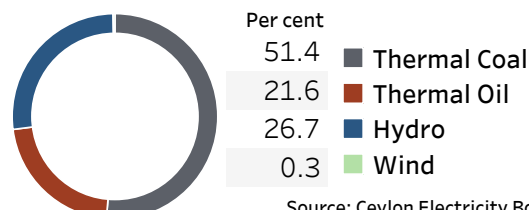
Crude Oil			Refined (Singapore Platts)		
07-Apr-22 *			06-Apr-22		
Brent	WTI	OPEC	Petrol	Diesel	Kerosene
102.63	97.65	108.05	122.55	134.63	133.67



Source: Reuters, Bloomberg

Electricity Generation

	06-Apr-22
Total Energy (GWh)	38.62
Peak Demand (MW)	1,729.70



Source: Ceylon Electricity Board