



Real GDP: 2021 3.7%

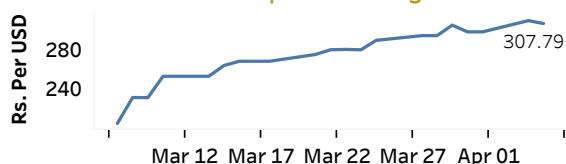
NCPI Y-o-Y Change: February 17.5%

CCPI Y-o-Y Change: March 18.7%

Exchange Rates

05-Apr-22	TT Buying	TT Selling
Rs. Per Unit		
USD	293.2305	303.4964
GBP	385.3090	399.7057
EUR	324.7265	335.9982
JPY	2.3952	2.4966

Indicative USD Spot Exchange Rate



Source: Central Bank of Sri Lanka

Gold Price

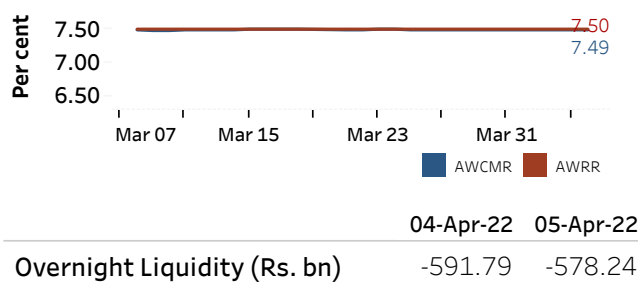


Source: Reuters

Money Market

Policy Rates: SDF Rate: 6.50% SLF Rate: 7.50% Bank Rate: 10.50% SRR: 4.00%

Overnight Money Market Rates



Yield Rates of T-Bills

	Primary Market	Secondary Market
	01-Apr-22	04-Apr-22
91 Day	12.92	12.97
182 Day	12.25	12.12
364 Day	12.28	11.99

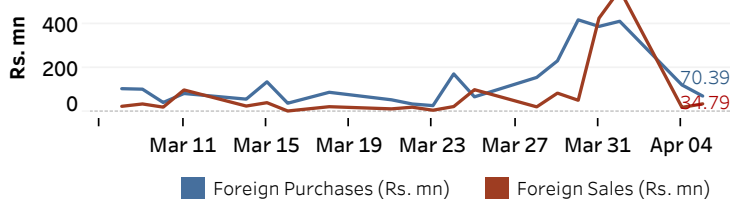
Source: Central Bank of Sri Lanka

	04-Apr-22	05-Apr-22
Overnight Liquidity (Rs. bn)	-591.79	-578.24

Share Market

05-Apr-22		
ASPI	▲	8,738.08
S&P SL20	▲	2,872.26
Daily Turnover		
Rs. 1,139.29 mn		

Foreign Purchases and Sales

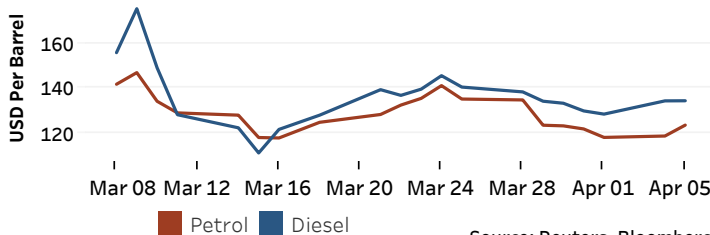


Source: Colombo Stock Exchange

Market Capitalisation	PE Ratio
Rs. 3,697.81 bn	8.4

Energy

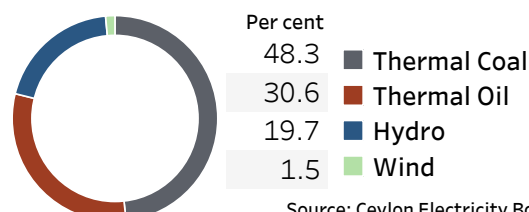
Crude Oil			Refined (Singapore Platts)		
06-Apr-22 *			05-Apr-22		
Brent	WTI	OPEC	Petrol	Diesel	Kerosene
106.23	101.54	106.23	123.55	134.43	134.68



Source: Reuters, Bloomberg

Electricity Generation

05-Apr-22	
Total Energy (GWh)	41.12
Peak Demand (MW)	1,786.30



Source: Ceylon Electricity Board