



Real GDP: 2021 3.7%

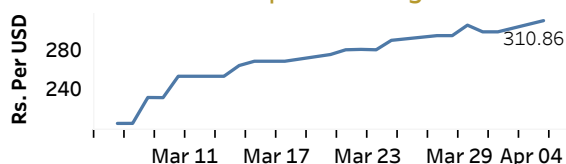
NCPI Y-o-Y Change: February 17.5%

CCPI Y-o-Y Change: March 18.7%

Exchange Rates

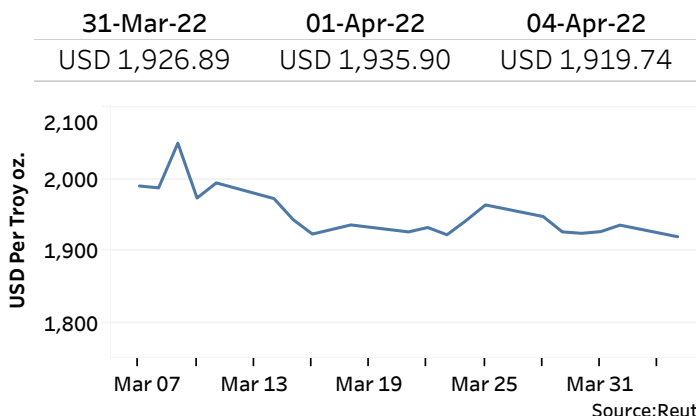
04-Apr-22	TT Buying	TT Selling
Rs. Per Unit		
USD	289.7255	299.9914
GBP	380.5381	394.9281
EUR	323.1897	334.5020
JPY	2.3659	2.4672

Indicative USD Spot Exchange Rate



Source: Central Bank of Sri Lanka

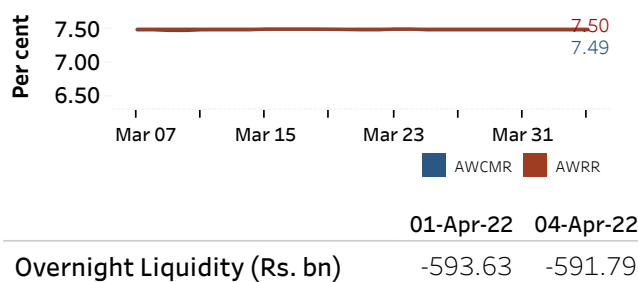
Gold Price



Money Market

Policy Rates: SDF Rate: 6.50% SLF Rate: 7.50% Bank Rate: 10.50% SRR: 4.00%

Overnight Money Market Rates



Yield Rates of T-Bills

	Primary Market	Secondary Market
	01-Apr-22	01-Apr-22
91 Day	12.92	12.97
182 Day	12.25	12.12
364 Day	12.28	12.27

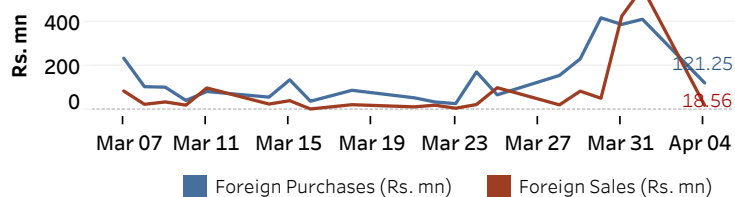
Source: Central Bank of Sri Lanka

	01-Apr-22	04-Apr-22
Overnight Liquidity (Rs. bn)	-593.63	-591.79

Share Market

	04-Apr-22
ASPI	8,244.55
S&P SL20	2,684.82
Daily Turnover	Rs. 1,966.58 mn

Foreign Purchases and Sales

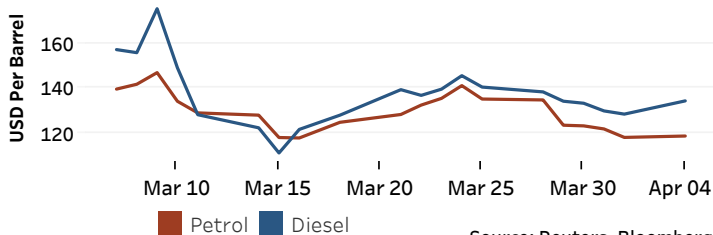


Source: Colombo Stock Exchange

Market Capitalisation	PE Ratio
Rs. 3,475.45 bn	7.9

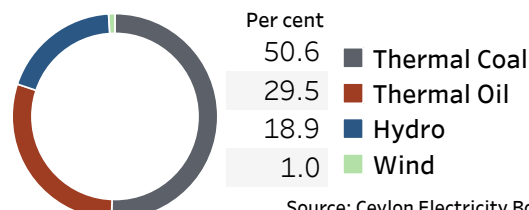
Energy

Crude Oil			Refined (Singapore Platts)		
05-Apr-22 *			04-Apr-22		
Brent	WTI	OPEC	Petrol	Diesel	Kerosene
109.12	104.93	104.90	118.67	134.38	138.23



Electricity Generation

	04-Apr-22
Total Energy (GWh)	39.17
Peak Demand (MW)	1,883.70



Source: Ceylon Electricity Board