



Real GDP: 2021 3.7%

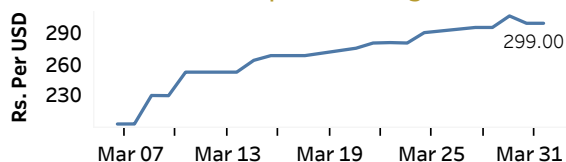
NCPI Y-o-Y Change: February 17.5%

CCPI Y-o-Y Change: March 18.7%

Exchange Rates

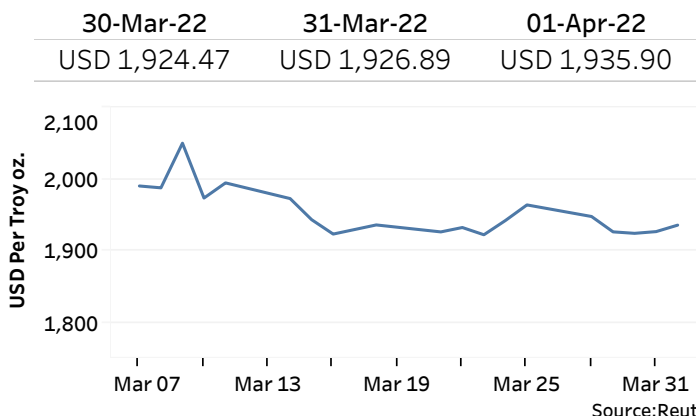
01-Apr-22	TT Buying	TT Selling
Rs. Per Unit		
USD	289.2425	299.4908
GBP	380.6005	395.0006
EUR	323.2672	334.5713
JPY	2.3669	2.4678

Indicative USD Spot Exchange Rate



Source: Central Bank of Sri Lanka

Gold Price

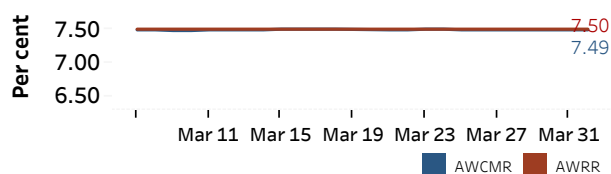


Source: Reuters

Money Market

Policy Rates: SDF Rate: 6.50% SLF Rate: 7.50% Bank Rate: 10.50% SRR: 4.00%

Overnight Money Market Rates



Yield Rates of T-Bills

	Primary Market	Secondary Market
	25-Mar-22	31-Mar-22
91 Day	12.10	11.97
182 Day	11.98	9.88
364 Day	12.00	12.00

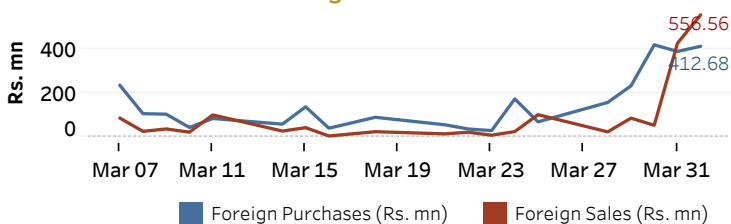
	31-Mar-22	01-Apr-22
Overnight Liquidity (Rs. bn)	-612.84	-593.63

Source: Central Bank of Sri Lanka

Share Market

	01-Apr-22
ASPI	8,471.43
S&P SL20	2,830.93
Daily Turnover	Rs. 1,252.40 mn

Foreign Purchases and Sales

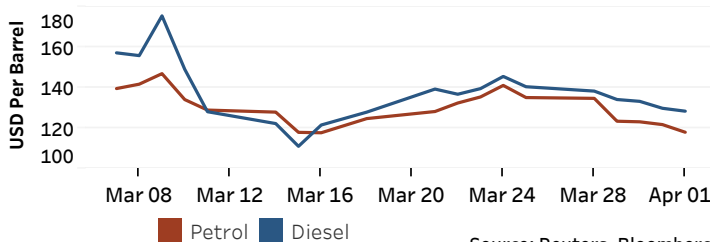


Source: Colombo Stock Exchange

Market Capitalisation	PE Ratio
Rs. 3,598.98 bn	8.2

Energy

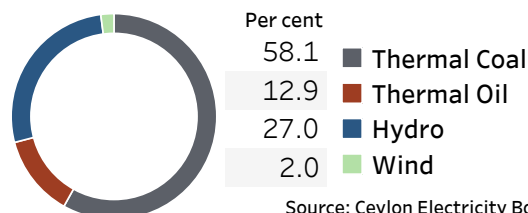
Crude Oil			Refined (Singapore Platts)		
04-Apr-22 *	31-Mar-22	01-Apr-22	Petrol	Diesel	Kerosene
Brent	WTI	OPEC	118.05	128.46	134.87
103.61	98.61	107.74			



Source: Reuters, Bloomberg

Electricity Generation

	01-Apr-22
Total Energy (GWh)	34.28
Peak Demand (MW)	1,459.40



Source: Ceylon Electricity Board