



Real GDP: 2021 3.7%

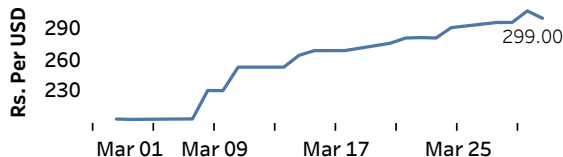
NCPI Y-o-Y Change: February 17.5%

CCPI Y-o-Y Change: March 18.7%

Exchange Rates

31-Mar-22	TT Buying	TT Selling
Rs. Per Unit		
USD	288.7475	298.9958
GBP	379.8412	394.2380
EUR	325.7283	337.0847
JPY	2.3677	2.4687

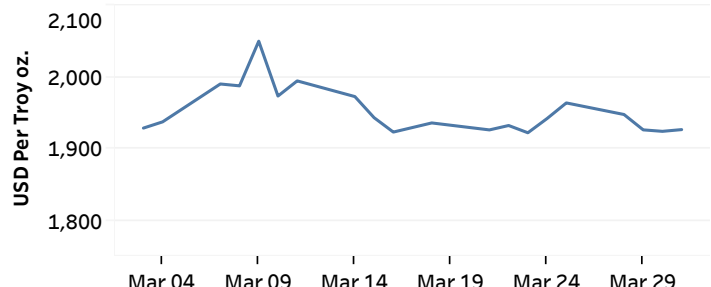
Indicative USD Spot Exchange Rate



Source: Central Bank of Sri Lanka

Gold Price

29-Mar-22	30-Mar-22	31-Mar-22
USD 1,926.53	USD 1,924.47	USD 1,926.89

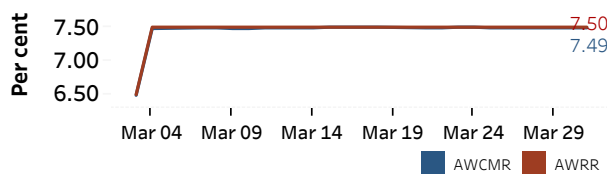


Source: Reuters

Money Market

Policy Rates: SDF Rate: 6.50% SLF Rate: 7.50% Bank Rate: 10.50% SRR: 4.00%

Overnight Money Market Rates



Yield Rates of T-Bills

	Primary Market	Secondary Market
	25-Mar-22	30-Mar-22
91 Day	12.10	11.68
182 Day	11.98	9.88
364 Day	12.00	11.73

	30-Mar-22	31-Mar-22
Overnight Liquidity (Rs. bn)	-516.18	-612.84

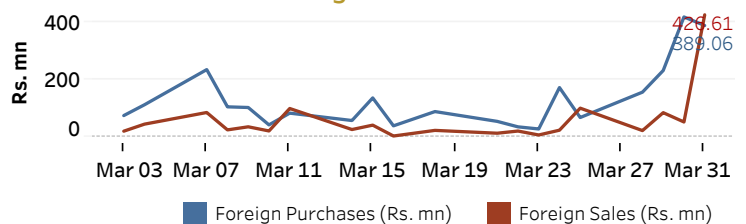
Source: Central Bank of Sri Lanka

Share Market

	31-Mar-22
ASPI	8,903.87
S&P SL20	3,031.16
Daily Turnover	Rs. 2,322.12 mn

Market Capitalisation	PE Ratio
Rs. 3,826.50 bn	8.8

Foreign Purchases and Sales

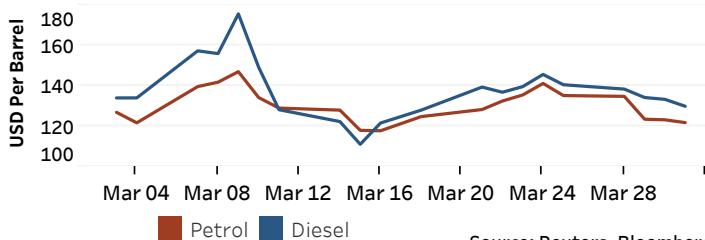


Source: Colombo Stock Exchange

Energy

Petroleum Products

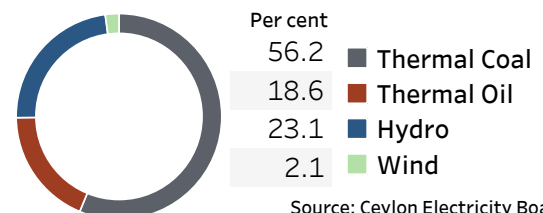
Crude Oil			Refined (Singapore Platts)		
01-Apr-22 *	30-Mar-22		31-Mar-22		
Brent	WTI	OPEC	Petrol	Diesel	Kerosene
105.17	100.42	110.46	121.83	129.89	136.00



Source: Reuters, Bloomberg

Electricity Generation

	31-Mar-22
Total Energy (GWh)	35.25
Peak Demand (MW)	1,449.40



Source: Ceylon Electricity Board