



Real GDP:2021 Q4 1.8%

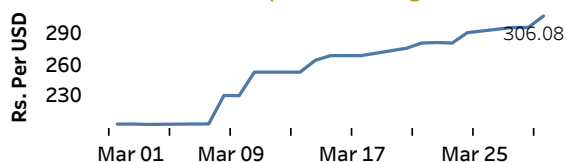
NCPI Y-o-Y Change:February 17.5%

CCPI Y-o-Y Change:February 15.1%

Exchange Rates

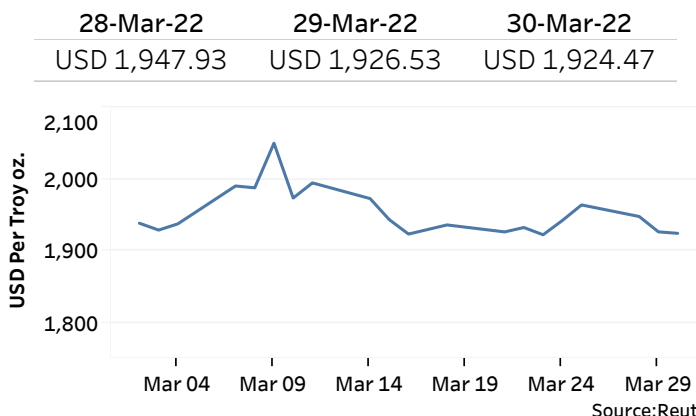
30-Mar-22	TT Buying	TT Selling
Rs. Per Unit		
USD	288.7475	298.9958
GBP	378.8823	393.2674
EUR	323.7198	335.0413
JPY	2.3659	2.4669

Indicative USD Spot Exchange Rate



Source: Central Bank of Sri Lanka

Gold Price

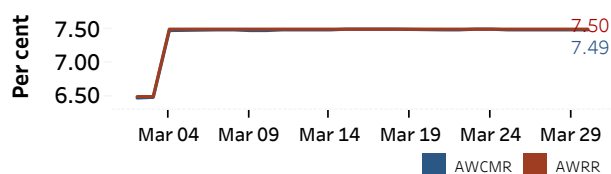


Source: Reuters

Money Market

Policy Rates: SDF Rate: 6.50% SLF Rate: 7.50% Bank Rate: 10.50% SRR: 4.00%

Overnight Money Market Rates



Yield Rates of T-Bills

	Primary Market 25-Mar-22	Secondary Market 29-Mar-22
91 Day	12.10	11.68
182 Day	11.98	9.88
364 Day	12.00	11.72

Source: Central Bank of Sri Lanka

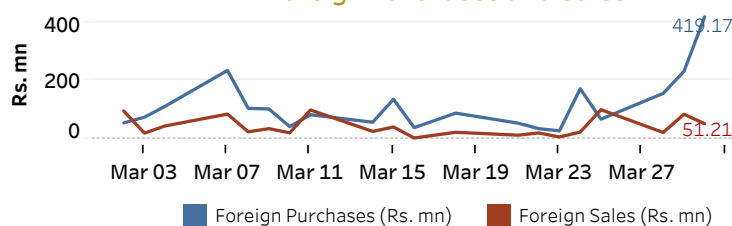
	29-Mar-22	30-Mar-22
Overnight Liquidity (Rs. bn)	-513.27	-516.18

Share Market

	30-Mar-22
ASPI	9,294.89
S&P SL20	3,196.19
Daily Turnover	Rs. 3,296.58 mn

Market Capitalisation	PE Ratio
Rs. 3,974.95 bn	9.1

Foreign Purchases and Sales



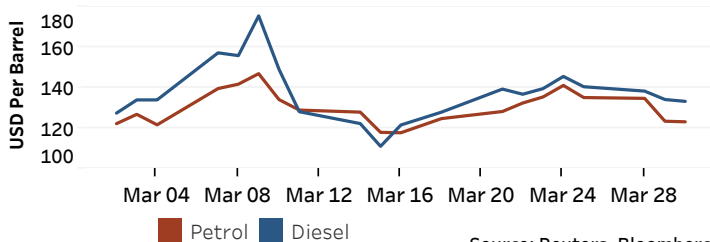
Source: Colombo Stock Exchange

Energy

USD per Barrel

Petroleum Products

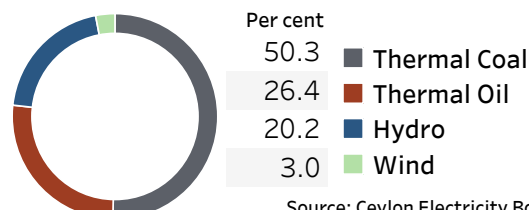
Crude Oil			Refined (Singapore Platts)		
31-Mar-22 *	29-Mar-22		30-Mar-22		
Brent	WTI	OPEC	Petrol	Diesel	Kerosene
109.00	103.13	110.05	123.21	133.32	138.13



Source: Reuters, Bloomberg

Electricity Generation

	30-Mar-22
Total Energy (GWh)	39.35
Peak Demand (MW)	1,645.90



Source: Ceylon Electricity Board