



Real GDP:2021 Q3 -1.5%

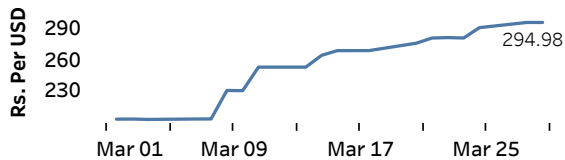
NCPI Y-o-Y Change:February 17.5%

CCPI Y-o-Y Change:February 15.1%

### Exchange Rates

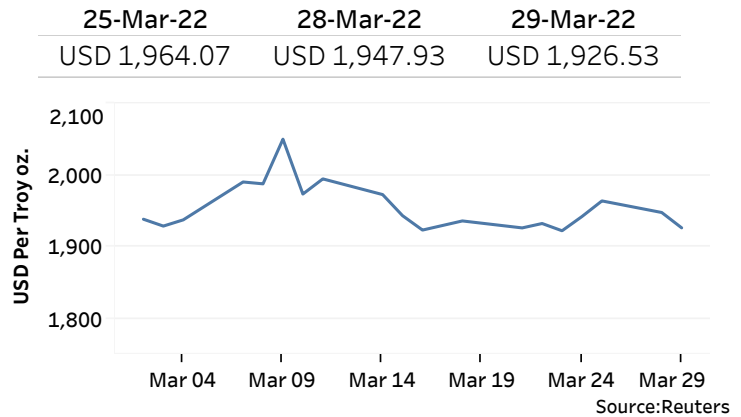
29-Mar-22	TT Buying	TT Selling
Rs. Per Unit		
USD	288.7475	298.9958
GBP	378.9346	393.3173
EUR	320.3466	331.6067
JPY	2.3358	2.4363

#### Indicative USD Spot Exchange Rate



Source: Central Bank of Sri Lanka

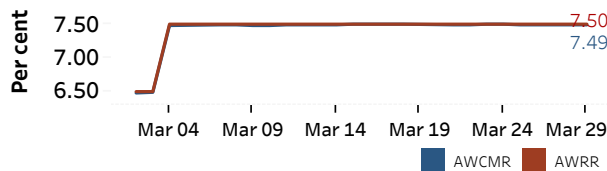
### Gold Price



### Money Market

Policy Rates: SDF Rate: 6.50% SLF Rate: 7.50% Bank Rate: 10.50% SRR: 4.00%

#### Overnight Money Market Rates



#### Yield Rates of T-Bills

	Primary Market	Secondary Market
	25-Mar-22	28-Mar-22
91 Day	12.10	12.02
182 Day	11.98	9.88
364 Day	12.00	11.73

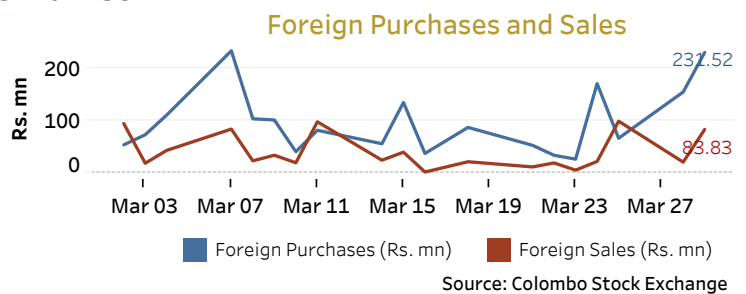
Source: Central Bank of Sri Lanka

	28-Mar-22	29-Mar-22
Overnight Liquidity (Rs. bn)	-499.93	-513.27

### Share Market

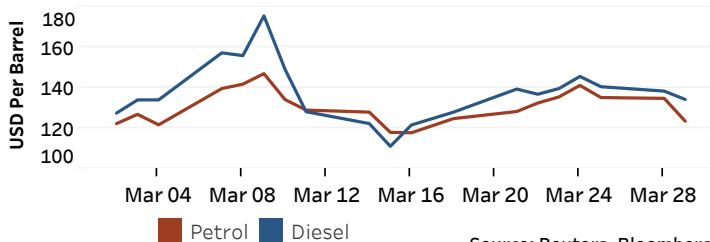
	29-Mar-22
ASPI	9,647.55
S&P SL20	3,338.03
Daily Turnover	Rs. 2,702.01 mn

Market Capitalisation	PE Ratio
Rs. 4,166.03 bn	9.6



### Energy

Crude Oil			Refined (Singapore Platts)		
30-Mar-22 *	28-Mar-22		29-Mar-22		
Brent	WTI	OPEC	Petrol	Diesel	Kerosene
111.25	105.11	113.39	123.50	134.23	136.93



#### Electricity Generation

	29-Mar-22
Total Energy (GWh)	43.18
Peak Demand (MW)	2,014.30

