



Real GDP:2021 Q3 -1.5%

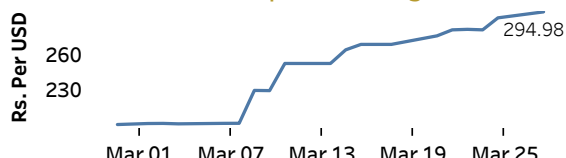
NCPI Y-o-Y Change:February 17.5%

CCPI Y-o-Y Change:February 15.1%

### Exchange Rates

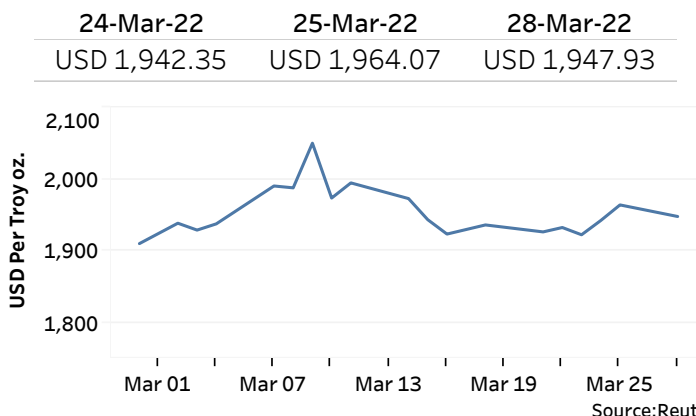
28-Mar-22	TT Buying	TT Selling
Rs. Per Unit		
USD	288.7475	298.9958
GBP	380.6673	395.0773
EUR	319.5051	330.7549
JPY	2.3531	2.4540

#### Indicative USD Spot Exchange Rate



Source: Central Bank of Sri Lanka

### Gold Price

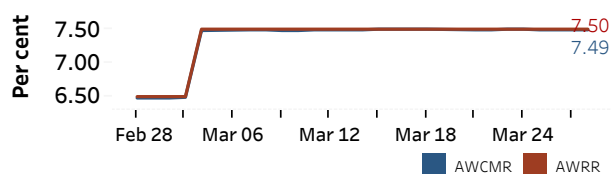


Source: Reuters

### Money Market

Policy Rates: SDF Rate: 6.50% SLF Rate: 7.50% Bank Rate: 10.50% SRR: 4.00%

#### Overnight Money Market Rates



#### Yield Rates of T-Bills

	Primary Market	Secondary Market
	25-Mar-22	25-Mar-22
91 Day	12.10	12.02
182 Day	11.98	9.88
364 Day	12.00	11.94

Source: Central Bank of Sri Lanka

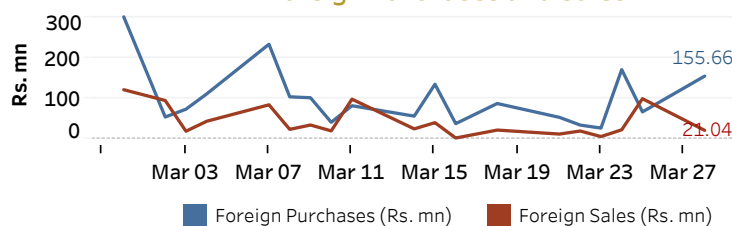
	25-Mar-22	28-Mar-22
Overnight Liquidity (Rs. bn)	-510.65	-499.93

### Share Market

	28-Mar-22
ASPI	10,142.29
S&P SL20	3,505.15
Daily Turnover	Rs. 2,125.53 mn

Market Capitalisation	PE Ratio
Rs. 4,406.68 bn	10.1

#### Foreign Purchases and Sales



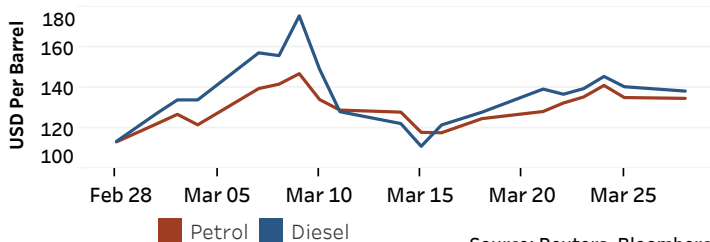
Source: Colombo Stock Exchange

### Energy

USD per Barrel

#### Petroleum Products

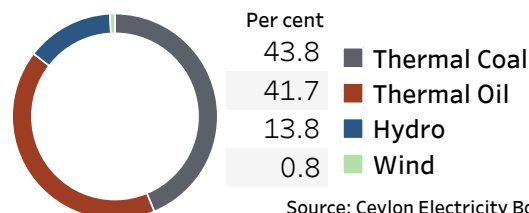
Crude Oil			Refined (Singapore Platts)		
29-Mar-22 *	25-Mar-22	28-Mar-22	28-Mar-22		
Brent	WTI	OPEC	Petrol	Diesel	Kerosene
110.47	104.34	115.99	134.80	138.39	140.32



Source: Reuters, Bloomberg

#### Electricity Generation

	28-Mar-22
Total Energy (GWh)	45.42
Peak Demand (MW)	2,217.00



Source: Ceylon Electricity Board